

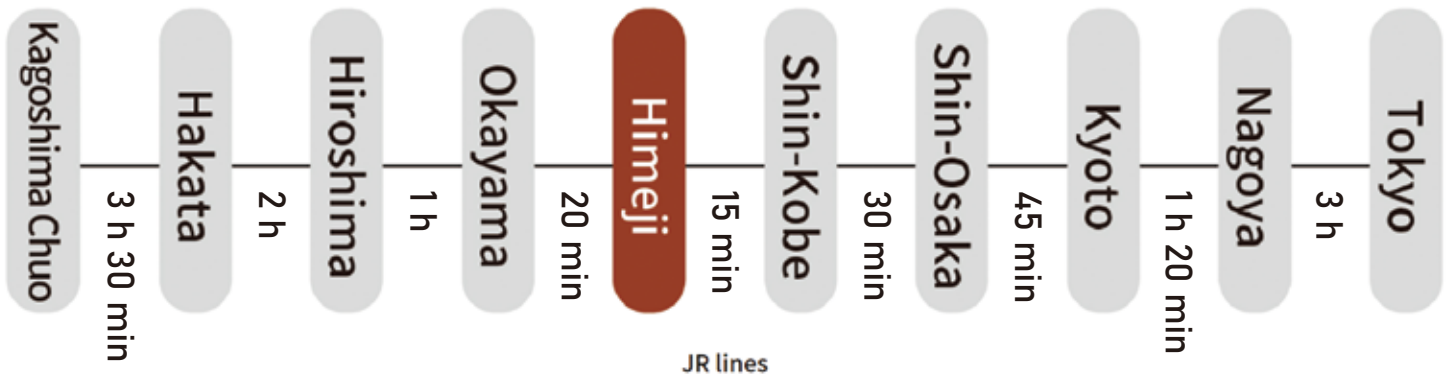
# Access to Venue -1-



## By railway

Just 3 hours' ride of the Nozomi Shinkansen from Tokyo plus 15 minutes' walk will bring you to the venue without any trouble. Providing comfortable hotels and cozy restaurants conveniently located around the station, the city of Himeji welcomes you.

Please be aware that some of Nozomi Shinkansens pass Himeji station. It is highly recommended to check out the timetable in advance or ask advice of JR, the railway company.

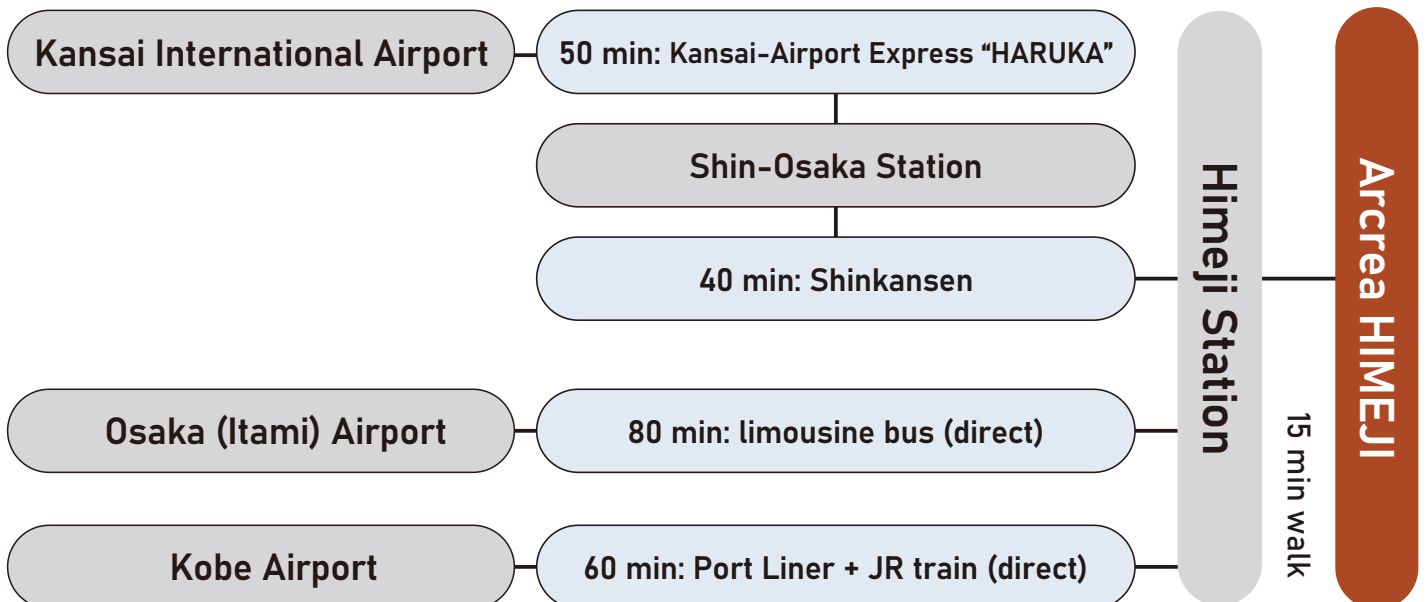


60 min from Osaka

• • • special rapid service: Osaka Sta. → (20 min) Sannomiya Sta. → (40 min) → Himeji Sta.



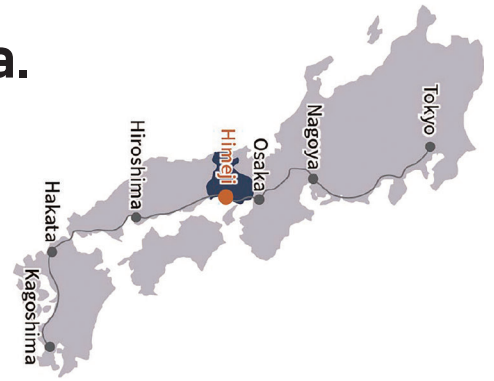
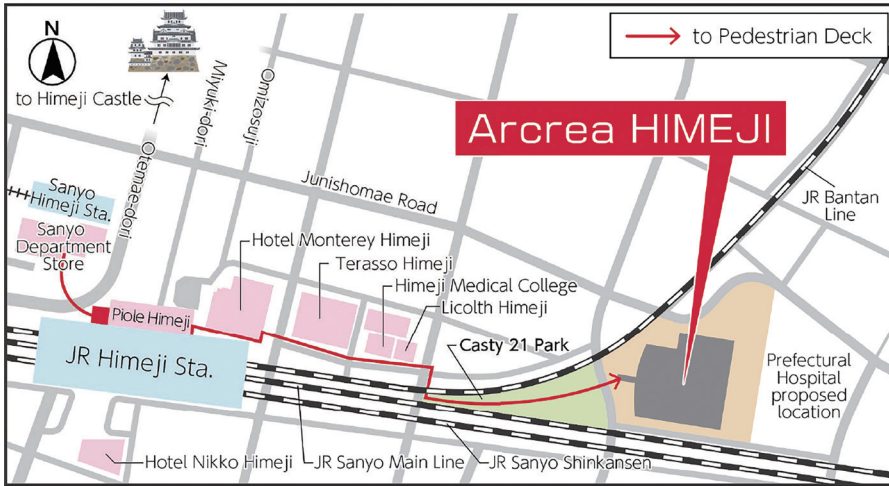
## By plane



\*The JAPAN RAIL PASS is valid for all JR Group Railways and Shinkansen "bullet trains", limited express trains, express trains, and rapid or local trains, except any reserved or non-reserved seat on "NOZOMI" and "MIZUHO" trains. The pass holders must take "HIKARI," "SAKURA," or "KODAMA," trains.

# Access to Venue -2-

## From Himeji Sta.



**About 15 min walk from  
Himeji Station**

**– a hub of Shinkansen and local  
trains, private railways, buses,  
and other transport modes**

