

# SETC

## FINAL PROGRAM

NOVEMBER 15-17, 2017  
JAKARTA, INDONESIA

23<sup>RD</sup> SMALL ENGINE TECHNOLOGY CONFERENCE  
“SMALL ENGINE TECHNOLOGY -  
GENERATING A PROMISING FUTURE”

# 2017



Society of Automotive Engineers of Japan, Inc.



# PERFECTION IN PERFORMANCE



#RaiseTheBar

# FINAL PROGRAM

## CONTENTS



## “SMALL ENGINE TECHNOLOGY - GENERATING A PROMISING FUTURE”

PROGRAM AT-A-GLANCE	<b>2</b>	<b>22</b>	SPECIAL EVENTS
INTRODUCTION OF SETC 2017	<b>3</b>	<b>23</b>	AWARD AND CLOSING CEREMONY
SPONSORS & ADVERTISERS	<b>5</b>	<b>25</b>	TECHNICAL VISITS
COMMITTEE MEMBERS	<b>6</b>	<b>27</b>	SESSION TIMETABLE
OPENING CEREMONY	<b>8</b>	<b>29</b>	ABSTRACTS OF TECHNICAL SESSION
KEYNOTE SPEECH	<b>10</b>	<b>64</b>	SETC2018 CALL FOR PAPERS
PLENARY SESSION	<b>12</b>	<b>66</b>	JCC FLOOR PLAN
EXHIBITION AND POSTER SESSIONS	<b>18</b>		

# PROGRAM AT-A-GLANCE

Time \ Date	Tuesday November 14, 2017	Wednesday November 15, 2017	Thursday November 16, 2017	Friday November 17, 2017	
07:00 - 08:00	Tour Registration				
08:00 - 09:00	Technical Visit			Technical Session	
09:00 - 10:00		Opening Ceremony Keynote Speech Room: Merak 1,2,3 (A, B, C)		Coffee Break	Registration
10:00 - 11:00		Coffee Break	Plenary Session Room: Merak 1,2,3 (A, B, C)	Technical Session	
11:00 - 12:00		Technical Session	Exhibition & Poster Session	Lunch	Exhibition & Poster Session
12:00 - 13:00		Lunch		Lunch	Lunch at Kasuari
13:00 - 14:00			Technical Session	Technical Session	Award & Closing Room : Merak 1,2,3
14:00 - 15:00		Registration	Technical Session	Coffee Break	
15:00 - 16:00			Coffee Break	Technical Session	
16:00 - 17:00			Technical Session		
17:00 - 18:00					
18:00 - 19:00		Welcome Reception Room : Kasuari Lounge			
19:00 - 20:00		Banquet * Location : Batavia Marina			
20:00 - 21:00					

\*Banquet start time may be subject to change due to situation of transportation.



# Introduction of SETC2017

**“Small Engine Technology  
- Generating a Promising Future”**

Since its first event in 1989, Small Engine Technology Conference (SETC) continues to be the international technology conference for small engines and related products. SETC is jointly sponsored each year by Society of Automotive Engineers of Japan, Inc. (JSAE) and SAE International.

JSAE is pleased to organize the 23<sup>rd</sup> SETC at Jakarta Convention Center from November 15 through 17, 2017. The event is co-organized by Society of Automotive Engineers Indonesia (IATO). It is also supported by Japan Land Engine Manufactures Association (LEMA).

During this twenty eight years period, the meaning of “Engine” has been changed from “so-called engine” to “all kinds of power source”. Aspiring to infinite significance of small engine technologies with consideration of mobility, environment, economy and safety, JSAE has chosen the theme of this conference — “Small Engine Technology - Generating a Promising Future”

Patronage of **FISITA** 

## **FISITA** *Introduction*

This event is organized under FISITA Patronage.

FISITA is the international federation linking the national automotive engineering societies in 37 countries. FISITA was founded in 1948 as a neutral forum for the exchange of technical knowledge on every aspect of vehicle design, development and manufacture. FISITA is a non-profit organisation committed to helping create efficient, affordable, safe and sustainable automotive transportation.

[www.fisita.com](http://www.fisita.com)

# SETC History

Times	Year	City	Country
1st	1989	Milwaukee	USA
2nd	1991	Yokohama & Hamamatsu	Japan
3rd	1993	Pisa	Italy
4th	1995	Milwaukee	USA
5th	1997	Yokohama	Japan
6th	1999	Madison	USA
7th	2001	Pisa	Italy
8th	2002	Kyoto	Japan
9th	2003	Madison	USA
10th	2004	Graz	Austria
11th	2005	Bangkok	Thailand
12th	2006	San Antonio	USA
13th	2007	Niigata	Japan
14th	2008	Milwaukee	USA
15th	2009	Penang	Malaysia
16th	2010	Linz	Austria
17th	2011	Sapporo	Japan
18th	2012	Madison	USA
19th	2013	Taipei	Taiwan
20th	2014	Pisa	Italy
21st	2015	Osaka	Japan
22nd	2016	Charleston	USA
23rd	2017	Jakarta	Indonesia

## SPONSORS & ADVERTISERS

JSAE, SAE International and IATO would like to extend sincere appreciation to the following sponsors for support of the SETC2017 conference.

---

### Sponsors

---



**BOSCH**



---

### Program Advertisers

---

Honda Motor Co., Ltd.  
Kawasaki Heavy Industries, Ltd.  
Kubota Corporation  
SUZUKI MOTOR CORPORATION  
Yamaha Motor Co., Ltd.  
GTR TEC Corporation  
SCSK Corporation

---

### In Association With

---

Japan Marine Industry Association (JMIA)

## JSAE

### **HONORARY COMMITTEE**

**Chair : Hironori Iguchi (SUZUKI MOTOR CORPORATION)**

Yuji Horiuchi (Kawasaki Heavy Industries, Ltd.)

Yuji Marui (Honda R&D Co., Ltd.)

Makoto Shimamoto (Yamaha Motor Co., Ltd.)

Shujiro Shiohara (Japan Land Engine Manufacturers Association)

Hideo Shoji (Nihon University)

### **ORGANIZING COMMITTEE**

**Chair: Ryosuke Ishikawa (SUZUKI MOTOR CORPORATION)**

Shosaku Chiba (Honda R&D Co., Ltd.)

Masaaki Ishibashi (Honda R&D Co., Ltd.)

Katsuhito Kajitani (Kawasaki Heavy Industries, Ltd.)

Hibiki Koga (Honda R&D Co., Ltd.)

Tatsuya Kuboyama (Chiba University)

Naoyoshi Kuragaki (Yamaha Motor Co., Ltd.)

Yohei Kurihara (SUZUKI MOTOR CORPORATION)

Makoto Matsuo (Kawasaki Heavy Industries, Ltd.)

Tadao Okazaki (Japan Land Engine Manufacturers Association / Kubota Corporation)

Yoichi Shimoda (SUZUKI MOTOR CORPORATION)

Hiroaki Tamamaki (SUZUKI MOTOR CORPORATION)

Ichiro Uemura (Kawasaki Heavy Industries, Ltd.)

Toshio Yamaguchi (SUZUKI MOTOR CORPORATION)

Koji Yoshida (Nihon University)

Makoto Yoshida (Yamaha Motor Co., Ltd.)

Takeshi Araki (Kawasaki Heavy Industries, Ltd.)

### **GENERAL COMMITTEE**

**Chair : Tomoo Shiozaki (Honda R&D Co., Ltd.)**

Takashi Mitome (SUZUKI MOTOR CORPORATION)

Yasuyuki Muramatsu (Yamaha Motor Co., Ltd.)

Michihisa Nakagawa (Kawasaki Heavy Industries, Ltd.)

Tadao Okazaki (Japan Land Engine Manufacturers Association / Kubota Corporation)

Koji Yoshida (Nihon University)

### **TECHNICAL COMMITTEE**

**Chair: Shigeru Fujii (Yamaha Motor Co., Ltd.)**

Yuji Araki (Yamaha Motor Co., Ltd.)

Akira Iijima (Nihon University)

Ryosuke Ishikawa (SUZUKI MOTOR CORPORATION)

Akihito Kasai (Honda R&D Co., Ltd.)

Aki Kodai (Kawasaki Heavy Industries, Ltd.)

Tatsuya Kuboyama (Chiba University)

Hiroataka Kurita (Yamaha Motor Co., Ltd.)

Masaru Mamiya (SUZUKI MOTOR CORPORATION)

Takashi Mitome (SUZUKI MOTOR CORPORATION)

Takahito Murase (Kawasaki Heavy Industries, Ltd.)

Toru Nakazono (Japan Land Engine Manufacturers Association / YANMAR CO., LTD.)

Yutaka Nitta (SUZUKI MOTOR CORPORATION)

Tadao Okazaki (Japan Land Engine Manufacturers Association / Kubota Corporation)

Tomoo Shiozaki (Honda R&D Co., Ltd.)

Hisayuki Sugita (SUZUKI MOTOR CORPORATION)

Hiroya Ueda (Honda R&D Co., Ltd.)

Hiroshi Yano (Kawasaki Heavy Industries, Ltd.)

Koji Yoshida (Nihon University)



# SAE

## TECHNICAL COMMITTEE

### Chair : **Simona Silvia Merola (Istituto Motori - CNR)**

William Attard (Fiat Chrysler Automobiles)  
Kai Beck (MOT GmbH)  
Glenn Bower (University of Wisconsin, Madison)  
Brian Callahan (Achates Power, Inc.)  
Derek Cleasby (Bosch Engineering GmbH)  
Jan Czerinski (University of Applied Sciences Biel-Bienne)  
Mark Degler (Mercury Marine)  
Silvana Dilorio (Istituto Motori - CNR)  
Pierre Duret (IFP School)  
Giovanni Ferrara (University of Florence)  
Ken Fosaaen (Kerdea Technologies)  
Jaal Gandhi (University of Wisconsin, Madison)  
Adrian Irimescu (Istituto Motori - CNR)  
Tobias Kallerhoff (Robert Bosch GmbH)

Robert Kee (Queen's University Belfast)  
Thomas Lagö (QirraSound Technologies Europe AB)  
Paul Litke (Air Force Research Laboratory)  
Ezio Mancaruso (Istituto Motori - CNR)  
Michael Marcella (Maxima Racing Oils)  
Luca Marchitto (Istituto Motori - CNR)  
Nagesh Mavinahally (Meggitt Control Systems)  
Geoffrey McCullough (Queen's University Belfast)  
Jay Meldrum (Michigan Technological University)  
David Palmer (BRP US, Inc.)  
Paul Richards  
Stephan Schmidt (Graz University of Technology)  
Leonid Tartakovsky (Technion - Israel Institute of Technology)  
Cinzia Tornatore (Istituto Motori - CNR)

## Ikatan Ahli Teknik Otomotif (IATO)

### ORGANIZING COMMITTEE

#### Chair : **Gunadi Sindhuwinata (IATO)**

Djoko W. Karmiadji (Universitas Pancasila)  
Budi Prasetyo Soesilo (IATO)  
Indria Herman (Institut Teknologi Bandung)  
Hari Sasono (AISI-IATO)  
Ivo Aryanto (IATO)  
Andi Hartanto (AISI-Honda)  
Dicky Gondo Saputro (AISI-IATO)  
Ismail Syahrial (Universitas Pancasila)  
Widjang Djendrawan (AISI-Suzuki)  
Ziarini Karmiadji (IATO)  
Victor Assani (AISI-Suzuki)  
Irma Fitrasari (AVL GmbH Jakarta)  
Sutaryono (AISI-Yamaha)

Hanggoro Ananta Krishna (AISI-Honda)  
Irawan Suchayono (IATO)  
Ishaak Karmiadji (IATO)  
Hadi Suryadipradja (GIAMM)  
Bayu Prabowo (Universitas Prasetiya Mulya)  
Tri Yuswidjajanto (Institut Teknologi Bandung)  
Arka Soewono (Universitas Katolik Atma Jaya)  
Sheila Tobing (Universitas Katolik Atma Jaya)  
Cristiand (Universitas Katolik Atma Jaya)  
Purnomo Sejati (Universitas Katolik Atma Jaya)  
Marten Darmawan (Universitas Katolik Atma Jaya)  
Hari Budianto (Bosch – Indonesia)  
Bambang Dwiwahyudi (Universitas Negeri Surakarta)

### TECHNICAL COMMITTEE

#### Chair : **Iman K. Reksowardojo (Institut Teknologi Bandung)**

Ignatius Pulung Nurprasetio (Institut Teknologi Bandung)  
Bambang Sugiarto (Universitas Indonesia)  
I Nyoman Sutantra (Institut Teknologi Sepuluh November)  
Jayan Sentanuhady (Universitas Gajah Mada)  
Poetro Lebdo Sambegoro (Institut Teknologi Bandung)  
Bentang Arief Budiman (Institut Teknologi Bandung)

## Opening Ceremony

08:30-10:00, Wednesday, November 15, 2017  
Room: Merak 1, 2, 3 (A, B, C)

## Welcome Remarks

JSAAE



**Prof. Koji Yoshida**  
Japan

*Professor,  
Dept. of Mechanical  
Engineering, College  
of Science and  
Technology, Nihon  
University*

Koji Yoshida graduated Department of Mechanical Engineering, College of Science and Technology, Nihon University in 1982 and Yoshida obtained Bachelor degree of engineering.

Yoshida studied in Master Course of Mechanical Engineering, Graduate School of College of Science and Technology, Nihon University from 1982 to 1987. Yoshida received Master Degree of Engineering from Nihon University in 1984.

From 1987, Yoshida started to work as an Assistant in Junior Col-

lege of Nihon University, and in 1993, Yoshida transferred to Department of Mechanical Engineering, College of Science and Technology, Nihon University.

Yoshida obtained Doctorate Degree of Engineering from Nihon University in 1995.

Yoshida promoted as Lecturer in 1996 and as Associate Professor in 2000. From 2004 to now, Yoshida was Professor in Department of Mechanical Engineering, College of Science and Technology, Nihon University.

## Welcome Remarks

SAE INTERNATIONAL



**Dr. Simona Silvia  
Merola**  
Italy

*Chief Research  
Division,  
Istituto Motori*

Simona Silvia Merola received from the University of Naples in Italy her "Summa cum Laude" Magister Degree in Physics in 1995 and the PhD in Chemical Engineering in 2001.

Since 2001 she is a tenured Researcher in Istituto Motori of the Italian National Research Council. Since 2009 she is chief of a research division involved in the application of optical diagnostics to the fuel injection and combustion process investigations. Her research work focuses on the experimental analysis of the thermo fluid-dynamic phe-

nomena that occur in-cylinder and at the exhaust of the internal combustion engines fuelled by conventional and alternative fuels.

She has the direct responsibility for experimental activities in several research projects and has an active role in the organization of technical sessions of various international technical conferences. Further she supports SAE and ISI journals as reviewer and associate editor, and scientific funding Organizations as evaluator.

## Welcome Remarks ————— SAE Indonesia (IATO)



**Dr. Gunadi  
Sindhuwinata**  
Indonesia

**President, IATO  
Commissioner,  
PT Indomobil Sukses  
Internasional Tbk**

Dr. – Ing. Gunadi Sindhuwinata received his undergraduate degree from University of Stuttgart and a doctorate degree from the same university in Stuttgart, Germany. He was President/CEO and since 2012 Commissioner of PT. Indomobil Sukses Internasional Tbk. and currently serving as the Board of Advisory at Indonesian Motorcycle Manufacturing Association and Federation of Asian Motorcycle Industries, President at Indonesian Society of Automotive Engineers, The Permanent Committee for Industrial Development of the Indonesian Chamber of Commerce, the KADIN – Indonesia. Dr. Sindhuwinata was appointed as The Executive Director of the Indonesian German Chamber of Commerce, has also served as President Commissioner at PT Rodamas Makmur Motor and President Commissioner at PT Wahana Wirawan, the Board of Directors at PT Indobuana Autoraya, PT Indomobil Prima Niaga, PT Indomurayama Press & Dies Industries, PT National Assemblers, PT Unicor Prima Motor, PT Wahana Inti Central Mobilindo and PT Indomobil Multi Trada. Dr. Sindhuwinata

was previously the General Secretary of the ASEAN Automotive Federation, having the opportunity to become the Chairman of the Organizing Committee of the First Asia Pacific Automotive Dialogue 2000, Commissioner of PT Central Sole Agency, Commissioner of PT Garuda Mataram Motor, President Director of PT IMG Sejahtera Langgeng, Commissioner of PT Indomobil Finance Indonesia, President Commissioner by PT Indomobil Trada Nasional, President Commissioner of PT Indomobil Wahana Trada, Commissioner of PT Multi-central Aryaguna, Vice President of PT Sumi Rubber Industry. Aside his interest in education that has brought him to position in the education institutions such as Board of Supervisors in Semarang Vocational School, Board of Trustee of the National University of Surakarta and lecturing in universities in Indonesia, he was also public speaker in several national and international conferences and workshops related to industrial, economic development, vocational and regular education, also chair in social non-profit organizations.

## Featured Remarks ————— PT Pertamina (Persero) (Tentative)



**Muchamad Iskandar**

**Marketing Director  
PT Pertamina (Persero)**

Mr. Muchamad Iskandar graduated Economic Management major, Universitas Sebelas Maret Surakarta.

His working experience in Pertamina: General Manager FRM Region V (2009 – 2011), Vice President LPG & Gas Product (2011 – 2012),

Vice President Retail Fuel Marketing (2012 – 2015), Senior VP Fuel Marketing & Distribution (2015 – 2016).

He was officially appointed as the Marketing Director of PT Pertamina (Persero) on 2016.

## KEYNOTE SPEECH IN OPENING CEREMONY

## Speaker



**Prof. H. Mohamad  
Nasir, Ph.D., Ak.**

*Minister of Research,  
Technology and  
Higher Education  
of the Republic of  
Indonesia*

**Education:**

- 1975 - 1978 Pondok Pesantren Mambaul Ilmi Asy-syar'y Sarang, Rembang, Indonesia
- 1979 - 1982 SMA Kediri di Pondok Pesantren Al-Islah, Kediri, Indonesia
- 1983 - 1988 Bachelor Degree in Economics, Universitas Diponegoro, Semarang, Indonesia
- 1993 Master Degree (M.Si) from Universitas Gadjah Mada, Yogyakarta, Indonesia
- 2004 Doctoral Degree (Ph.D) from Universiti Sains Malaysia (USM), Penang, Malaysia

**Career:**

- 1986 - 1987 Auditor at Koperasi Jasa Audit Duta Karya
- 1987 - 1988 Auditor at Kantor Akuntan Publik Drs. Tahrir Hidayat
- 1989 - 1989 Finance Manager at PT. IKA CHIRZA PUTRA
- 1990 - 1992 Staff at Departemen Studi Kelayakan Bisnis, Kantor Akuntan Publik Drs. Bayudi Watu Perwakilan Semarang
- 1990 - 2014 Lecturer, Faculty of Economics, Universitas Diponegoro, Semarang
- 1994 - 1996 Coordinator for Accounting Extension Program, Faculty of Economics, Universitas Diponegoro
- 1994 - 1997 Member of Internal Quality Assurance, Universitas Diponegoro
- 1996 - 1998 Program Secretary, Accounting Department, Faculty of Economics, Universitas Diponegoro
- 1999 - 2006 Head of Master Program, Accounting Department, Faculty of Economics, Universitas Diponegoro
- 1999 - Present Member of Senate, Faculty of Economics, Universitas Diponegoro
- 2006 - 2010 Deputy Chancellors of Finance and Human Resources, Universitas Diponegoro
- 2007 - 2014 Specialized staff for DPRD Kota Semarang
- 2011 - 2014 Dean, Faculty of Economics and Business, Universitas Diponegoro,
- 2014 Member of Revitalization BUMD Jawa Tengah



## Theme : *Major ASEAN Two Wheel Vehicles Market Outlook 2017*



**Mr. Hironori Iguchi**

*Deputy Executive  
General Manager of  
Motorcycle Operations,  
SUZUKI MOTOR  
CORPORATION*

- 1978 Graduated from Master Course of Mechanical Engineering, Ibaraki University  
Joined Suzuki Motor Corporation  
Involved in Motorcycle Engineering Department
- 1996 Race Group Leader, Motorcycle Engineering Department
- 2001 General Manager of Motorcycle Engineering Department
- 2004 Managing Officer & Executive General Manager of Motorcycle Engineering Department
- 2008 Managing Officer & Deputy Executive General Manager of Purchasing Department
- 2009 General Manager of Motorcycle Quality Assurance Department
- 2016 General Manager of Audit Department
- 2017 Deputy Executive General Manager of Motorcycle Operations

## Theme : *Future Challenges of The European Small Engines Industry*



**Dr. Holger  
Lochmann**

*Director Research and  
R&D Services  
Andreas STIHL Ag &  
Co. KG*

- 1967 Born in Frankfurt/Main, Germany.
- 1988 “After school and military service, started to study chemistry and chemical engineering at Technical University Darmstadt Germany. The main interests were atmospheric chemistry, chemical engineering and analytical chemistry. Followed by a PhD at TU-Darmstadt with the focus of a development of an analytical method for ultra small volume samples such as single plant cells or single rain drops.”
- 1999 Joined STIHL as R&D engineer for catalyst development.
- 2001 “Became the leader of the central chemical lab of STIHL. Responsible for: fuels, oils, plastic materials, after treatment technologies and exhaust emission analysis.”
- 2005 Appointed as Division manager for governmental relations and emissions at STIHL. Simultaneously he was elected as Chairman of the small SI engine group within Euromot. Within this function, he worked with European Commission, US-EPA, CARB and many other legislative bodies worldwide on the harmonization and development of new emission standards.
- 2014 Became the Division Staff Manager.
- 2015 Promoted to Director Research and R&D Services.

## PLENARY SESSION

Thursday, November 16, 9:00 - 11:30

## Theme : *Energy Outlook in Asian Countries from the Standpoint of Small Engine Field*

We have focused on a number of themes and many intriguing ideas have been presented in the past SETCs.

Recently, small engine technologies have been applied for various industrial fields and adapted to many kinds of fuel resources.

There are a wide range of fuels used in small engine such as gasoline, light oil, bioethanol, biodiesel fuel, and CNG. It is an important element to understand the fuels' supply and demand structures, in order to explain the future development of small engine technologies in Asian countries and extend to worldwide.

In this SETC2017 plenary session, we invite experts in energy outlook in Asian countries.

Discussions will provide useful information for considering usage of fuels.

We hope to have an active exchange of opinions between the speakers and audience.

### Moderator



**Prof. Takeo KIKKAWA**

*Professor of Management,  
Graduate School of Innovation  
Studies, Tokyo University of Science*

#### **EDUCATION:**

- 1975 Graduated from University of Tokyo  
(Department of Economics, Economics Course)
- 1977 Graduated from University of Tokyo  
(Department of Economics, Business Administration Course)
- 1983 Finished Doctoral Course of  
Graduate School of University of Tokyo on Economics

#### **DEGREE:**

- 1996 Doctor of Economics (University of Tokyo)

#### **CAREER**

- 1983 - 1987 Full-time Lecturer of Department of  
Business Administration, Aoyama Gakuin University
- 1987 - 1993 Associate Professor of Department of  
Business Administration, Aoyama Gakuin University
- 1987 - 1988 Visiting Scholar of Harvard Business School
- 1993 - 1995 Associate Professor of Institute of Social Science,  
University of Tokyo
- 1996 - 2007 Professor, Institute of Social Science,  
University of Tokyo
- 1996 Guest Professor of St. Gallen University
- 1998 - 2004 Guest Professor of Yonsei University
- 1998 - 1999 Guest Professor of Berlin Free University
- 2007 - 2015 Professor, Graduate School of Commerce and  
Management, Hitotsubashi University
- 2015 - Present Professor of Management, Graduate School of  
Innovation Studies, Tokyo University of Science
- 2013 - Present President, the Business History Society of Japan

## Subject : *The Prospect of Energy Supply and Small Engine in Asia Pacific Rural Area*

### Speaker



**CHEW, Chong Siang Ph.D.**

*Senior Researcher  
Research Department, ASIAM  
Research Institute, Inc. (ARI)*

#### **CAREER :**

2006 - 2009	Indonesia Biofuels Program Evaluation
2009	Prospect of Renewable Energy on Policies and International Corporation Projects in Vietnam
2010	Energy Modeling Practice Program in Laos and Cambodia
2005 - 2015	Dispatch instructor for energy modeling on energy demand/supply outlook of APEC region developing country
2011 - 2014	Study on Asian Potential of Biofuel Market

#### **KEY PUBLICATIONS :**

- Chew Chong Siang and Toyoda Takashi (2006), "The Used od System on Biomass Resource Development in China: Current Issues and Problems", Renewable Energy 2006, International Conference
- Chew Chong Siang (2006), "Current Status of New and Renewable Energies in China: Introduction of Fuel Ethanol", IEEJ Energy Journal Vol.3 Summer 2006, The Institute of Energy Economics
- Chew Chong Siang, "Sustainable Biomass System Development in Rural Indonesia", 2010.9
- KAN Sichao, Chew Chong Siang, "Biofuels in Selected Southeast Asian Countries", Presented at the 29th Conference on Energy, Economy, and Environment (Japan), 2013
- Chew Chong Siang, Kan Sichao, "Biofuel Demand and Supply in the Asian Region", China International Bio-Energy Conference & Expo 2014.6

#### **ABSTRACT :**

Asia-Pacific region, due to its rapid economic development has changed energy supply structure in rural areas. As the most prominent results in rural mechanization. This paper presents the status quo of the rural energy supply through the case of the countries in the region. To reveal the challenges rural mechanization for now based on the current situation and thinking about an upcoming challenge.

- Current situation of economic development and its energy supply in rural areas of the Asia-Pacific region
- Specific case studies of mechanization by small engine and its characteristics in the region
- Government's policy and promotion system by country
- Rural mechanization by small engine and its issues
- Future challenges

## Subject : *Potentials for Biofuel Use in Asia: A Supply, Demand and Policy Analysis*

### Speaker



**ANBUMOZHI,  
Venkatchalam PhD**

*Senior Energy Economist,*

*Economic Research Institute  
for ASEAN and East Asia,  
Jakarta Indonesia*

#### **EDUCATION:**

1995 PhD The University of Tokyo, Tokyo, Japan  
1991 MEng, Asian Institute of Technology, Bangkok, Thailand  
1989 BE, Tamilnadu Agricultural University, Coimbatore, India

#### **CAREER :**

2014 Senior Energy Economist, Economic Research Institute for ASEAN and East Asia  
2008-2013 Senior Fellow and Capacity Building Specialist – Asian Development bank Institute, Tokyo, Japan  
2004-2008 Senior Policy Researcher, Institute for Global Environmental Strategies, Kobe, Japan  
1999-2004 Assistant Professor, The University of Tokyo, Tokyo, Japan  
1999 Assistant Manager and Senior Engineer, Pacific Consultant International, Tokyo, Japan

#### **KEY PUBLICATIONS :**

2017 Globalization of Low-Carbon Technologies: Impact of Paris Agreement, Springer Australia  
2016 Towards Circular Economy: Corporate Management and Policy pathways, ERIA  
2016 Investing in Low-Carbon Energy Systems: Implications for Regional Cooperation, Springer Australia. Springer Australia  
2015 Managing the Transition to Low-Carbon Economy: Perspectives, Policies and Practices from Asia, Asian Development Bank and Asian Development Bank Institute

#### **ABSTRACT :**

Successful meeting transport energy needs with products that reflect our priorities for development and environmental protection is critical to ensure Asia's long term prosperity. Biofuels – whether ethanol, bio-diesel or advanced bio-fuels like FAME –satisfy these demands and must become an even more established and integral part of energy mix. In 2000s, many of the governments in ASEAN and East Asia announced their biofuel strategy, which introduced mandated requirement for the use of ethanol and bio-diesel guaranteeing a market for renewable biofuels, which burn cleaner than petroleum based alternatives. It included a billion dollar commitment to provide operating and capital support for new biofuel facilities.

This created a new demand for biofuels, which is estimated to be nearly 36 million tons of oil equivalent (toe) of bioethanol and 37 million toe of biodiesel by 2035. Though, the demand outlook differs widely across the region bioethanol demand will be led by Indonesia from the early 2020s, followed by China, India, Thailand, and the Philippines. Similarly, biodiesel demand will be led by Indonesia after the early 2020s followed by China, Thailand, India, and Malaysia.

The supply potential of biofuels depends on several factors, including the increased agricultural productivity and waste management systems. Assuming the current product and market conditions, the total feedstock supply of the ASEAN and East Asian countries will reach nearly 10.1 million toe of bioethanol and 35.6 million toe of biodiesel by 2035. Although agricultural feedstock production for biodiesel (mainly palm oil) could be supported until around the 2030s, the bioethanol requirement or demand will reach the limit of supply by 2020.

This dynamics in regional supply and demand as well as requirements for sustainable energy policy calls for a comprehensive bio-fuel policy reforms that supports innovation and capitalize on the full scope of Asia's economic growth potential. A Biofuel strategy for the region shall include provision to

- Develop a globally competitive investment environment through improve regulatory process, streamline standards, trade and tax policy reforms, and venture capital action plans tailored to supply and demand potentials at regional level.
- Accelerate successful commercialization of breakthrough biofuel technologies to facilitate the transition from the laboratory to market place
- Establish a strong and coordinated biomass supply chain at national and sub-regional levels
- Support investment in research and development to build foundations of a strong bio-based economy in the region.



# Subject : **Renewable Energy Updates on Automotive in Indonesia**

## Speaker



**Dr. Dadan Kusdiana**

*Ministry of Energy and Mineral Resources, Indonesia*

*Head for Communication and Cooperation Bureau*

### **EDUCATION:**

PHD from Graduate School of Energy Science, Kyoto University majoring in socio environmental energy science

### **CAREER :**

2013 Director for Bioenergy

2015 Head for Public Communication Center of Ministry of Energy and Mineral Resource

2016 Secretary for Directorate General of New Renewable Energy and Energy Conservation

### **AWARDS :**

2014 Japan Energy Society as The Best Young Researcher

### **MAJOR RESEARCH TOPICS:**

Biofuel production and uses technology

### **KEY PUBLICATIONS:**

Publications on biodiesel production technology on Elsevier Journal, Journal of American Oil Chemist Society, Industrial Chemical Engineering of Japan

### **ABSTRACT :**

Biofuel as part of the renewable energy has huge potential in offering greater energy security, reduced emissions of greenhouse gases and particulates, rural development, better vehicle performance, and reduced demand for petroleum. The development of biofuel is in line with the commitment of the President of the Republic of Indonesia during the COP 21 in Paris to combat against climate change by reducing 29% emissions through Business-as-usual (BAU) scenario or 41% emissions reduction through international support by 2030.

Indonesia started to develop the biofuel industry in 2006 as a response to a progressive price increase of fossil based oil worldwide and progressive increase in domestic oil consumption. Since then, various initiatives both from the government, private sectors, as well as related stakeholders underline efforts to develop biofuel industry in Indonesia. Among others is the implementation of Mandatory of Biofuel that regulated in the Ministerial of Energy and Mineral Resources Regulation No. 12 of 2015 on Supply, Utilization, and Trading of Biofuel as Alternative Fuel. In result, biodiesel production has shown an increasing trend, both for export and domestic use. Currently, the installed capacity of Biodiesel has reached 11.3 Million kL/year.

Indonesia has become a worldwide pioneer in the implementation of Biodiesel. Historically, the mandatory program started with the blending of 2,5% (B2,5) biodiesel in diesel in 2009 and increased over the years. In April 2015, the Government set the utilization of Biodiesel 15% (B15) as mandatory to be implemented nationwide. The utilization of B15 was a starting point to implement Biodiesel 20% (B20) in January 2016. A series of road test and performance test were conducted to ensure there will be no significant problem with the vehicles and ensure its sustainability during the mandatory period. The Government is now preparing the implementation of Biodiesel 30% (B30) which will apply in 2020.

## Subject : *Managing Logistics and Distribution of Fuels to All Areas of Indonesia*

### Speaker



**Werry Prayogi, SE, MM**

*Responsible for the development of Channel Management in the Marketing Directorate of PT Pertamina Persero*

#### **EDUCATION :**

Graduate of Master of Management from Gajah Mada University majoring in Marketing

#### **CAREER :**

- 1992 - 2004 General Sales executive for Gorontalo, Tegal, Cilacap, Yogyakarta, Denpasar in the Marketing Directorate of PT Pertamina Persero
- 2004 – 2006 Asisstant of Manager Commercial, Retail Fuel Management, Fuel Marketing Division of Directorate Marketing and Trading
- 2006 – 2009 Director of Marketing and Operation PT Pertamina Retail (Subsidiary Company of PT Pertamina )
- 2009 – 2012 Holding of Business Development, Product and Business Development Department, Lubricants Division of Directorate Marketing and Trading
- 2012 – 2013 Sales Region IV Manager, Lubricants Division of Directorate Marketing and Trading (Jateng-DIY area)
- 2013 – 2016 Sales Region I Manager, Lubricants Division of Directorate Marketing and Trading (NAD, Sumut, Sumbar, Riau, Kepri area)
- 2016 – 2017 Marketing & Technical Support Manager, Retail Fuel Marketing Div, M & T Directorate PT Pertamina (Persero)
- 2017 – now Placement in Retail Fuel Marketing in developing gas station

#### **ABSTRACT :**

Indonesia, with a geographical region of an archipelagic & maritime country, with more than 1000 islands both large and small, has its own challenges in the distribution of energy (fuel). The mode of transportation used for this activity is a combination of land, sea and air transportation modes. This condition makes the distribution of fuel in Indonesia is one of the most complex patterns in the world.

The fuel supply chain in PERTAMINA is started from Refinery and Import, then gathered at the terminal transit/distribution and distributed to Gas Station. PERTAMINA currently operates 6 units of Refinery and 119 units of Fuel Terminal. While for the transportation, PERTAMINA operates 141 large to small sized tankers, 641 fuel trucks, and other alternative transportation such airplanes, barge and Rail Transport Wagon.

PERTAMINA operates several types of gas stations, depends on the geographical condition; Regular, Mini/Modular, and Compact. The Gas Station serves consumer's vehicle on land and sea located in urban, suburban, out-of-town, rural, mountainous areas, and also consumers in coastal areas (sea and river). The fuel consumption for retail sector both Gasoil and Gasoline in Indonesia continues to grow as the economic growth, the consumption for this last 3 years is; 2014 of 45.4 Million Kiloliters, 2015 of 44.2 Million Kiloliters, and 2016 of 45 Million Kiloliters.

PERTAMINA provides some fuel products, both Gasoline and Gasoil; Pertamax Turbo, Pertamax and Peralite for Gasoline, Dex and Dexlite for Gasoil/Diesel. These products are selectively sold in Gas Station network, owned by PERTAMINA throughout Indonesia. The number of Gas Stations currently in the PERTAMINA network is 6.523 Gas Stations.

In addition providing fuels, PERTAMINA's gas stations also provides other related products such as; gas for vehicles (VIGAS) and households (BRIGHT GAS), lubricants for vehicles, and also other products and services for consumers (Mini Market, Café, Toilet, ATM, Car Wash, Workshop etc.)

The trend of Biofuel and its utilization as motor vehicle-fuel is increasing in the world, including in Indonesia. As a country that produces plants that can be used as Biofuel (Palm oil and Ethanol), PERTAMINA, as the government-owned company supports the marketing and distribution of this Biofuel product. Before marketed, the Biofuel is mixed and injected in the refinery and in the Terminal/Distribution.

#### **The responsibility of PT Pertamina Persero are:**

1. Development of Retail Outlet Gas Station throughout Indonesia with the form of gas station COCO, CODO and DODO. While the type of gas station nomenclature in the form of SPBU Regular, SPBU Mini, SPBU Modular, SPBU Compak and Fisherman Service Station.
2. Establish the same service standard in all Pertamina gas stations, which works in collaboration with the independent Audit Team, so as to develop the existence of gas stations Pas Pasti and Pasti Prima.
3. Develop Non Fuel business at gas stations to provide services to end consumers for the purpose of increasing profits in the gas station business.

## Exhibition and Poster Sessions

The technical exhibition and poster session during SETC2017 will offer a great opportunity for participants to network with colleagues and to explore the latest products and services on small engine industry. Also poster session will promote the engineering exchange and mutual understanding between academia and industries.

### *Exhibition & Poster Session Hours*

*Wednesday, November 15, 2017,  
10:00-17:00*

*Thursday, November 16, 2017,  
10:00-17:00*

*Friday, November 17, 2017,  
10:00-12:00*

No.	Company
1	SCSK Corporation
2	Umicore Auto Cat Pvt. Ltd
3	Sedemac Mechatronic Pvt. Ltd.
4	EXEDY Corporation
5	Keihin Corporation
6	Infineum UK. Ltd.
7	MAHLE Japan Ltd.
8	Schrader International
9	Honda R&D Co., Ltd.
10	Kawasaki Heavy Industries Ltd.
11	TPR Co., Ltd
12	Kubota Corporation
13	SUZUKI MOTOR CORPORATION
14	AVL SEA & Australia Co. Ltd
15	Yamaha Motor Co., Ltd.
16	Pricol Surya Indonesia
17	Direktorat Jendral IKM Kementerian Perindustrian
18	PT Pertamina (Persero)

## Poster Sessions for Challenging Exploratory Study

---

- 1. BASF Catalyst** **Xinzhu Ryan Liu Nov. 15**  
**PGM Oxidation State Control to Balance CO and HC Reaction for Small Engine Catalyst Design**
- 2. BASF Performance Materials Asia Pacific** **Michael Sun Nov. 15**  
**High-Performance, Long-Chain Polyphthalamide (PPA) by BASF**

## Poster Sessions for Academia

---

- 1. Graduate School, Nihon University** **Yusuke Miyauchi Nov. 15**  
**Influence of Spatial Distribution of Ozone by Local Non-Equilibrium Plasma Discharge on Pressure Rise Rate of HCCI**  
Normal-heptane / oxygen / nitrogen premixed gas was spontaneously ignited by using SRCM. Ozone distribution generated by dielectric barrier discharge was investigated using an image spectrometry about 253.7 nm. As a result, pressure rise rate can be reduced by local non-equilibrium plasma discharge. It may be related to spatial distribution of ozone.
- 2. National Taipei University of Technology** **Jyun-Wei Chen and Sin-Jie Ciou Nov. 15**  
**Designing Stratified Combustion System for Gasoline Direct Injection Engine by CFD Software**  
Gasoline direct injection (GDI) engine is future development trend, and the key energy-saving technology is stratified combustion. It can be found from different injection timing result that setting injection timing in intake stroke is for supplying homogenous mixture, and the local rich mixture can be produced with injecting before top dead center in compression stroke (bTDC). Finally, in different boost pressure and IVO timing simulation condition, the flow rotational center of flow field is significant in compression stroke before top dead center (bTDC). If the injection timing is coordinated, the rich mixture will be gathered in position of spark plug center.
- 3. Tokyo City University** **Daijiro Ishii Nov. 15**  
**Instantaneous surface Temperature Measurement in Internal Combustion Engine Using Newly Developed Coaxial Type Thin-film Temperature Sensor**  
In this poster, structure and measurement example of newly developed sensor which was developed by the authors, and the configuration of measurement system of the sensor response evaluation device are reported.
- 4. National Taipei University of Technology** **Yu-Tang Wang Nov. 15**  
**Applying EGR System in Turbo-Charged Engine**  
An EGR engine simulation is preliminarily studied with Ricardo WAVE software, and the engine experiment is then carried out. The effects on fuel consumption and pollution brought by different ratio of the proposed EGR system, which is calculated using CO<sub>2</sub> ratio, is investigated. The results show lower fuel consumption can be achieved due to the reduction of pumping loss under low percentage of EGR ratio. And the pollution of CO, HC and NO gradually reduces with increased EGR ratio under both 2400 rpm and 2800 rpm part load conditions. When it goes to heavy load under 2800 rpm, CO and HC go up because the stock ECU (Engine Control Unit) commands richer air fuel ratio when the EGR ratio increases.



**5. Hiroshima City University** **Yoshihiro Aramaki Nov. 15****Parallel Active Control of Acceleration Noise**

Active Noise Control (ANC) is noise cancellation method which is effective for low-frequency engine noise. However, it is difficult to control engine noise under acceleration condition because of it fluctuates intensely. Therefore, we tried to improve the ANC to control engine noise during acceleration.

**6. Graduate School of Information Science, Hiroshima City University** **Prof. Sunsuke Ishimitsu Nov. 15****Active Sound Quality Control Adapted to Individual Preference**

We proposed the engine sound control system according to the preference of each subject. In this study, we categorized each participant by driving pattern. From the categorization, we performed auditory tests and determined the sound by individual preference. As a result, we produced the Active Sound Quality Control system, which allows automatic generation of the preferred sound quality of each individual.

**7. Graduate School of Information Science, Hiroshima City University** **Prof. Sunsuke Ishimitsu Nov. 15****Objective Annoyance Evaluation using Biological Signals**

We extracted features of pain using the wavelet transform and the ratio between low and high frequency components (LF/HF). We proposed a new wavelet analysis focused on mutualsimilarity of biological signals using the mother wavelet of EEG. When the painful stimulus was applied, the feature obtained by the alpha wave band in EEG was attenuated.

**8. Graduate School of Natural Science and Technology, Kanazawa University** **Yoshihide Ota Nov. 16****Effect of heat flux on fuel droplet evaporation behavior in high temperature condition**

In this study, fuel droplet of approximately 20 $\mu$ m diameter is injected by experimental apparatus. After that, droplet goes to butane flame. We observed it by high-speed camera, and considered the effects of heat flux on the kerosene and diesel oil droplet evaporation and breakup phenomenon. It is found that the breakup diameter is not dependent on heat flux.

**9. Graduate School of Natural Science and Technology, Kanazawa University** **Takuya Mino Nov. 16****Temperature Measurement of Microscopic Supercritical Atmosphere**

In our study, a fuel droplet of approximately 30  $\mu$ m diameter is injected into supercritical atmosphere. It's important to specify the atmosphere condition. So we measured the temperature distribution using self-made 14 $\mu$ m thermocouple. And the accuracy of the supercritical atmosphere was verified.

**10. National Taiwan University of Science and Technology** **Anton Halim Nov. 16****Dynamic Modeling of a Diesel Oxidation Catalyst and Diesel Particulate Filter Aftertreatment System for Regeneration Control Development**

Establish a physics-based dynamic modelling of DOC and DPF, which able to capture regeneration process achieved either by passively use of a catalyst or by actively introducing high heat into the exhaust system to burn accumulated soot. DOC/DPF model was being validated and had a good agreement with actual experimental data.

**11. Graduate School, Nihon University** **Hikaru Yamada Nov. 16****An Effect of Bio Fuel for Low Compression Ratio Diesel Engine**

The purpose of this study is to explore an effect of the coconut oil methyl ester (CME) and vegetable oil methyl ester (VME) on a low compression ratio diesel engine performance. The engine performance was measured in the steady operating condition at 3600 rpm of engine speed.

**12. Natural Science and Technology, Kanazawa University**

**Rizqi Fitri Naryanto Nov. 16**

**Numerical Simulation with Discrete Phase Model of Fixed Bed Reactor for a Small Combustion Engine**

This poster presents modeling of biomass gasification in a fixed bed reactor with Computational Fluid Dynamics (CFD) using Discrete Phase Model (DPM). Recently, Biomass usage in Indonesia revealed increasing trend in utilization. Applied Combustion Laboratory in Kanazawa University had also been established on experimental and numerical simulation on Biomass gasification. In presented model, biomass is treated as a porous material consisting of a solid matrix and interconnected with a fluid. It can be considered as a two phase flow where fluid (air) interacts mechanically, thermally and sometimes chemically with solid matrix of porous media which may deform due to these interactions. The CFD code ANSYS FLUENT was used to simulate and solve the problem.

**13. Hiroshima institute of technology**

**Kentaro Takatani Nov. 16**

**Effects of Ion-Probe Insulator Material on Measuring Properties of Propagating Flame in 2-Stroke Gasoline Engine**

Our group has applied multiple ion-probes method on 2-stroke gasoline engine. One of the present issues is deterioration of electric insulation on ion-probe for longer engine operation duration. The present poster reports the effects of insulator material for measuring properties of propagating flame in the engine.

**14. Universitas Sebelas Maret**

**Herman Saputro Nov. 16**

**Mathematics modeling of Flame-spread Behavior Based on Percolation Theory and Microgravity Experiment of Droplet Array**

It is difficult to conduct the experiment on large-scale droplet cloud combustion because the buoyancy effect is significant in normal gravity. This research presents the numerical simulation of 2-dimensional (2D) and 3-dimensional (3D) flame-spread behavior in large scale of droplet cloud without and with consideration of the interaction of two-droplets. The numerical simulation was calculated based on flame-spread characteristics of droplet array in microgravity, using percolation approach and considering the flame-spread-limit distance ( $S/d_0$ ) limit. The results show that the interaction effects of two-droplet in randomly distributed droplet cloud have influence on the probability of group combustion (OPGC) and critical point of flame-spread.

**15. Atma Jaya Catholic University of Indonesia**

**A. Wahyudi, M. Dylan, A. Soewono Nov. 17**

**Design of Test Bench for Motorcycle Engine with Carburetor System**

Otto engine is the most widely used engine in small vehicle such as motorcycle and hence, significant efforts have been done in order to improve the engine performance via engine testing. The purpose of this research is to develop an engine test bench for a motorcycle engine that is capable of measuring volumetric efficiency and engine power loss simultaneously and independently. The proposed engine test bench takes advantage of experience learnt from past studies in order to obtain more accurate engine power and emission.

**16. Atma Jaya Catholic University of Indonesia**

**R. Bayu, B. Kristianto, I. Iskandar Nov. 17**

**An Experimental Study of LPG as a Fuel for Motorcycle Engine**

Motorcycles are one of the most popular of transportation methods being used in Indonesia. These motorcycles are usually powered by regular grade gasoline called premium. However, the supply of premium is recently reduced by government policy. Hence, research on alternative fuel in transportation sector has become priority. In this study, Liquefied Petroleum Gas (LPG) is used as a substitute fuel on a motorcycle with carburetor system. The engine performance, fuel consumption, and exhaust gas emissions are being carefully investigated.

**17. Atma Jaya Catholic University of Indonesia A. Setiawan, Pryawrata P., M. Darmawan Nov. 17****The Effect of Fuel Injection Timing on the Performance of a Single Cylinder, Four-Stroke Engine**

The aim of the use of fuel injection system is to improve the engine performance and fuel efficiency. An experimental study is conducted to compare the engine power and exhaust emission of a single cylinder engine run with injection timings and different fuel types (Pertalite and Pertamina Turbo).

**18. Atma Jaya Catholic University of Indonesia Septhio T.P., Eka T. P., M. Sinaga, Fillian A. Nov. 17****Test Bench for Measuring Volumetric Efficiency of Direct Injection Motorcycle Engine**

In recent years, motorcycle engine technology has undergone rapid development to provide a more efficient and eco-friendly engine which incorporate advanced energy saving technology. In particular, the change in the fuel distribution system technology from carburetor technology to fuel injection system. In order to study the performance of the fuel injection system in motorcycle engine, the test bench is specifically designed to measure the volumetric efficiency and energy power loss. These parameters are important in order to minimize losses due to the effect of pumping.

**19. Atma Jaya Catholic University of Indonesia Hendy M., Louis B., Cristiand, D. Setyanto Nov. 17****A New Design of Motorcycle Sprocket by Hole Arrangement**

Motorcycle for racing needs component that can withstand significant torsion and stresses. A new sprocket design based on the modified hole arrangement that is being investigated in this study. It is hope that this new sprocket can endure higher torsion and stress during the racing, and have a longer life-time for daily use.

**20. Atma Jaya Catholic University of Indonesia Jovan J., S. Tobing Nov. 17****Analysis of Spot Welding's Defect by Portable Spot Welding**

Portable Spot Welding (PSW) is commonly use in the manufacturing of automotive components because it is practical, short, and easy way to use. However, the PSW has some weaknesses which often results in the defects. In addition to impacting the final workpiece results, operator safety may be threatened. Therefore, defects in spot welding are a serious case and must be addressed further so that the frequency of occurrence of defects can be minimal.

**21. Atma Jaya Catholic University of Indonesia Dennis F., A. Andrew, P.D. Basoeki Nov. 17****Performance of Lithium and Lead Acid Battery for the Use in Solar-Powered Pedestrian Light**

The use of solar-powered street and pedestrian lights has become common around the world. This solar light is usually equipped with either Lithium or Lead Acid battery. This study is conducted to better understand the working process of both types of batteries, and to determine which type of battery is best-suited to be applied on pedestrian lighting system.

**22. Atma Jaya Catholic University of Indonesia Hans R., J. Dionisius, R. Kurniawan, M. Januar Nov. 17****Analytical and Numerical Methods for Predicting the Safety of Suspension Design on Student Formula Car**

The purpose of this study is to design a suspension system for a student formula car that meet the demand of safety and stability. Two different methods, analytical and simulation, are used in order to evaluate the proposed suspension design and predict its behaviour.

**23. Atma Jaya Catholic University of Indonesia Inryono K., H. Sutanto, Purnomo S. Nov. 17****Design of Urban Car Chassis and Suspension System with Numerical Approach and Graphical Simulation**

This study investigates design of an urban green car chassis including its material selection and analysis of stress and deformation. It is carried out by using numerical approaches and graphical simulations.

# Welcome Reception

Date : Wednesday, November 15, 2017  
Time : 18:00-20:00  
Venue : Kasuari Lounge, Jakarta Convention Center  
\* Free (All registered attendees)

Kick off your SETC2017 experience at the Welcome Reception being held at the same venue of the conference. Enjoy local food and drinks as well as the opportunity to socialize and network with peers




# Banquet



The banquet will be held in Batavia Marina, a restaurant with a unique ambience in the northern part of Jakarta. This complex luxury restaurant is located on Sunda Kelapa Harbor, which provides a different atmosphere with the background of the harbor and waterfront. The Marco Polo dining Hall at Batavia Marina is one of a kind, very exclusive and cozy venue which combines a classical architecture with a very unique interior and decorations and a spacious garden seaside in the outdoor section. The banquet will provide a nice opportunity to socialize and network with all the colleagues and friends, and experience local cuisine. Alcohol beverages will also be served during the banquet.



Date : Thursday, November 16, 2017  
Time : 18:00 - 20:00 (Start time may be subject to change due to situation of transportation)  
Venue : Batavia Sunda Kelapa Marina  
Jl. Baruna Raya No. 9, Sunda Kelapa Port Complex, North Jakarta, 14430  
ph. 021-691 5599  
[www.bataviamarina.com](http://www.bataviamarina.com)  
Fee : IDR 820,000 (including transportation from and to the JCC)  
Type : Seated buffet





## Award & Closing Ceremony

Friday, November 17, 2017,  
12:30 – 13:30 at Merak Room

### CLOSING CEREMONY

Before the award and closing ceremony, seating-buffet-lunch will be served in the Kasuari Lounge from 11:30-12:30 to all register attendees, who will be kindly asked to move to the ceremony venue. The ceremony will begin with the conference summary, and the closing remarks from the Minister followed by the announcement of the award recipients.

### THE SUMMARY OF THE CONFERENCE

Mr. Shigeru Fujii (SETC2017 Technical Committee Chair of JSAE) and Mr. Ryosuke Ishikawa (SETC2017 Organizing Committee Chair of JSAE ) will summarize this conference

### CLOSING REMARKS FROM MINISTER

Ir. Airlangga Hartarto (Minister of Industry of the Republic of Indonesia) will make closing remarks.

### AWARDS

Awardees will be announced and given certificates in recognition of:

- High Quality Paper Awards 9 papers
- The Best Paper Award Most excellent paper within ten high quality papers
- High Quality Presentation Awards 5 presenting authors
- The Best Poster Award 1 poster
- The Best Collegiate Event Award 1 paper
- Best Indonesian Paper Award 1 paper

### INTRODUCTION OF SETC2018

Dr. Ken Fosaaen, a representative of SAE International, will announce and introduce the next SETC to be held in the Dusseldorf, Germany.

### FAREWELL ADDRESS

Mr. Gunadi Sindhuwinata, President of IATO, will make farewell remarks at the end of the ceremony



# KEY SPEAKER IN CLOSING CEREMONY

## Speaker

---



**Ir. Airlangga Hartarto,**  
**MBA, MMT.**

*Minister of Industry  
of the Republic of  
Indonesia*

**Career:**

- Jul 27, 2016 – present : **Minister of Industry, Republic of Indonesia**
- 2005 – 2014 President, Indonesian Public Listed Companies Association (AEI)
- 2009 – 2014 Advisory Board, Gajah Mada Alumni Association (KAGAMA)
- 2009 – 2014 Head of Commission VI, House of Representative, Republic of Indonesia
- 2006 – 2009 Head of Commission VII, House of Representative, Republic of Indonesia
- 2006 – 2009 President, The Institution of Engineers Indonesia (PII)
- 2005 Secretary General, Asean Federation of Engineering Organisations
- 2002 – 2012 Vice President, Gajah Mada Alumni Association (KAGAMA)

**Education:**

- 1987 Mechanical Engineering – Gajah Mada University
- 1996 MBA – Monash University, Australia
- 1997 MMT – University of Melbourne

# Technical Visit

Tuesday, November 14, 2017  
Fee: IDR 820,000

Technical visit will be held on November 14, 2017 for all day long. The schedule of the visits will be as follow:

07:30 – 08:00	Registration at Lagoon Tower lobby of Sultan Hotel
08:00 – 10:00	Departure to Cikarang by Bus
10:00 – 11:30	AHM Factory Visit
11:30 – 13:30	Departure to Taman Mini Indonesia Indah (Lunch will be provided)
13:30 – 14:30	Taman Mini Indonesia (TMII) Cultural Tour
14:30 – 15:30	Entertainment on TMII Jawa Tengah Pavilion
15:30	Return to Hotel by Bus

## PT Astra Honda Motor (AHM)



Established in 1971 as Federal Motor, PT Astra Honda Motor is development cooperation between Honda Motor Company Limited, Japan, and PT Astra International Tbk, Indonesia. AHM has the vision to take a lead in Indonesian motorcycle market and become a global player, by making customers' dream come true, to create joy to customers, and to

contribute to Indonesian society. Its main mission is to create mobility solution to society with best products and services. In 2015, AHM has produced 50 million motorcycles making it as the first motorcycle company in South East Asia that can achieve that number. AHM currently has 4 plants located in Sunter, Pegangsaan, Cikarang and Karawang to manufacture motorcycles and scooter. We will visit the Plant No. 3, located in Cikarang which produces more than 2 million units of auto-matic scooter model per year.

## Taman Mini Indonesia Indah (TMII)

---



**T**aman Mini Indonesia Indah provides a preview of the Indonesian culture that is realized through the Pavilion areas representing 33 provinces in Indonesia. Provincial pavilion is built around the lake showing a miniature of the Indonesian archipelago, thematically divided into six zones; Java, Sumatra, Kalimantan, Sulawesi, Bali and Nusa Tenggara, Maluku and Papua. Each pavilion features typical traditional architecture building and displays a variety of local clothing, dances and traditions of the area. After 1 hour of guided tour in the TMII, we will take a break at Jawa Tengah Pavilion and enjoy a traditional dance performance.

<b>SETC2017 Session Timetable</b>		<b>(20 minutes-presentation and 10 minutes-discussion / each paper)</b>					
November 15th Wednesday	8:30-10:00	<b>Opening Ceremony &amp; Keynote Speech</b>					
	10:00-10:30	Networking Break & Poster Session					
	Room	A (Merak 1)	B (Merak 2)	C (Merak 3)	D (Nuri 1)	E (Kakatua)	
	10:30-12:00		Collegiate Events	HCCI I	Functional Safety	Vehicle Dynamics & Safety I	Diesel Engine I
		Chair	Akira Iijima	Tatsuya Kuboyama	Takashi Mitome	Masayuki Baba	Tomoaki Yatsufusa
		Co-Chair	Mike Marcella	Adrian Irimescu	Tony Sczotka	Thomas Lagö	Iman K. Reksowardojo
						20179018/2017-32-0018	20179046 / 2017-32-0046
			20179087 / 2017-32-0087	20179073 / 2017-32-0073	20179057/2017-32-0057	20179033/2017-32-0033	20179101 / 2017-32-0101
		20179110 / 2017-32-0110	20179106 / 2017-32-0106	20179083/2017-32-0083	20179053/2017-32-0053	20179089 / 2017-32-0089	
	12:00-13:30	Lunch & Poster Session					
	13:30-15:00		Hybrids, Electric Drive, Fuel Cells	HCCI II	Materials	Vehicle Dynamics & Safety II	Diesel Engine II
		Chair	Yasuyuki Muramatsu	Hibiki Koga	Aki Kodai	Hisayuki Sugita	Tadao Okazaki
		Co-Chair	Roland Kirchberger	Adrian Irimescu	Ken Fosaaen	Sangriyadi Setio	Iman K. Reksowardojo
			20179039 / 2017-32-9039	20179061 / 2017-32-0061	20179006 / 2017-32-0006	20179086/2017-32-0086	20179030 / 2017-32-0030
			20179104 / 2017-32-9104	20179090 / 2017-32-0090	20179056 / 2017-32-0056	20179099/2017-32-0099	20179035 / 2017-32-0035
		20179079 / 2017-32-9079	20179096 / 2017-32-0096	20179125 / 2017-32-0125		20179032 / 2017-32-0032	
	15:00-15:30	Networking Break & Poster Session					
	15:30-17:30		Fuel Supply Systems	HCCI III	NVH Technology	Measurement & Simulation I	Diesel Engine III
		Chair	Michihisa Nakagawa	Tomoo Shiozaki	Hiroshi Yano	Tadao Okazaki	Keiya Nishida
		Co-Chair	Tony Sczotka	Adrian Irimescu	Thomas Lagö	Stephan Schmidt	Iman K. Reksowardojo
		20179002 / 2017-32-0002	20179084 / 2017-32-0084	20179034 / 2017-32-0034	20179020 / 2017-32-0020	20179105 / 2017-32-0105	
		20179017 / 2017-32-0017	20179085 / 2017-32-0085	20179068 / 2017-32-0068	20179130 / 2017-32-0130	20179107 / 2017-32-0107	
	20179059 / 2017-32-0059		20179066 / 2017-32-0066	20179036 / 2017-32-0036	20179115 / 2017-32-9115		
	20179131 / 2017-32-0131		20179075 / 2017-32-0075	20179067 / 2017-32-0067			

November 16th Thursday	9:00-11:30	Plenary Session					
	11:30-13:00	Lunch & Poster Session					
	13:00-14:30	Advanced Combustion I	Alternative Fuels I	Emissions&Environmental Impact I	Measurement & Simulation II	Two Stroke Engine I	
		Chair	Akihito Kasai	Tohru Nakazono	Hiromi Deguchi	Michihisa Nakagawa	Tomoo Shiozaki
		Co-Chair	Simona Merola	Iman K. Reksowardojo	Kai Beck	Stephan Schmidt	Pierre Duret
			20179050 / 2017-32-0050	20179070 / 2017-32-0070	20179009 / 2017-32-0009	20179027 / 2017-32-0027	20179037 / 2017-32-0037
		20179112 / 2017-32-0112	20179078 / 2017-32-0078	20179011 / 2017-32-0011	20179028 / 2017-32-0028	20179043 / 2017-32-0043	
		20179118 / 2017-32-0118	20179092 / 2017-32-0092	20179116 / 2017-32-0116	20179097 / 2017-32-0097		
	14:30-15:00	Networking Break & Poster Session					
	15:00-16:30	Advanced Combustion II	Alternative Fuels II	Emissions&Environmental Impact II	Measurement & Simulation III	Two Stroke Engine II	
Chair		Akihito Kasai	Hiroya Ueda	Hiromi Deguchi	Michihisa Nakagawa	Tomoo Shiozaki	
Co-Chair		Simona Merola	Ken Fosaaen	Kai Beck	Adrian Irimescu	Roland Kirchberger	
		20179119 / 2017-32-0119	20179054 / 2017-32-0054	20179041 / 2017-32-0041	20179047 / 2017-32-0047	20179121 / 2017-32-0121	
		20179091 / 2017-32-0091	20179063 / 2017-32-0063	20179042 / 2017-32-0042	20179048 / 2017-32-0048	20179082 / 2017-32-0082	
	20179120 / 2017-32-0120			20179113 / 2017-32-0113			
November 17th Friday	8:00-9:30	Advanced Combustion III	Alternative Fuels III	Emissions&Environmental Impact III	Measurement & Simulation IV	Engine Component I	
		Chair	Koji Yoshida	Tohru Nakazono	Hiromi Deguchi	Tadao Okazaki	Takahito Murase
		Co-Chair	Simona Merola	Iman K. Reksowardojo	Kai Beck	Adrian Irimescu	Tony Szczotka
			20179069 / 2017-32-0069	20179103 / 2017-32-0103	20179076 / 2017-32-0076	20179071 / 2017-32-0071	20179055 / 2017-32-0055
		20179111 / 2017-32-0111	20179088 / 2017-32-0088	20179094 / 2017-32-0094	20179074 / 2017-32-0074	20179124 / 2017-32-0124	
				20179126 / 2017-32-0126	20179038 / 2017-32-0038		
	9:30-10:00	Networking Break & Poster Session					
	10:00-11:30	Advanced Combustion IV	Lubricants	Vehicle Components	Engine Controls	Engine Component II	
		Chair	Koji Yoshida	Tohru Nakazono	Hisayuki Sugita	Yutaka Nitta	Yuji Araki
		Co-Chair	Simona Merola	Mike Marcella	Ignatius P. Nurprasetyo	Ken Fosaaen	Roland Kirchberger
		20179064 / 2017-32-0064	Organized Speech (Pertamina Lubricants)	20179049 / 2017-32-0049	20179045 / 2017-32-0045	20179003 / 2017-32-0003	
		20179077 / 2017-32-0077	20179008 / 2017-32-0008	20179123 / 2017-32-0123	20179052 / 2017-32-0052	20179060 / 2017-32-0060	
		20179095 / 2017-32-0095		20179065 / 2017-32-0065			
11:30-13:30	Lunch, Award & Closing Ceremony						



# TECHNICAL SESSION

1. Date	November 15 <sup>th</sup> Wednesday
2. Room.	A (Merak 1)
3. Time	11:00 – 12:00
4. Session	Collegiate Events
5. Chair (Affiliation), Co-chair (Affiliation)	Akira Iijima (Nihon University), Mike Marcella (Maxima Racing Oils)

6. Paper No.(JSAE/SAE)	20179087 / 2017-32-0087
7. Paper title	Clean and Sustainable Energy for Small Urban Car
8. Author (Affiliation)	Sangriyadi Setio, Wiranto Arismunandar, Rudy Ong, Adefrid Dwithama, Stefanus Adrian, Angela Claudia, Nu'man Amri Maliky, Jery Octavianus, Muhammad Alif Mabbrur, Michell Tjhoi (Institut Teknologi Bandung)

## 9. Abstract

Developing and designing fuel efficient vehicle for a one gallon of fuel marathon is a challenging task. Engines have to be optimized to achieve maximum fuel efficiency. In this study, we evaluate the optimal compression ratio (CR) and ignition timing that produce the best torque in a custom gasoline-based-motorcycle-engine that use ethanol E100 fuel. In the first experiment, CR was adjusted between 9 and 12 to evaluate its effect on the engine mileage's record. The experiment was conducted on the test track. In the second experiment, Ignition timing was adjusted by a custom-made engine control unit (ECU) between 15 deg. and 45 deg. before top dead center (BTDC). The engine performance was investigated in terms of best torque and brake specific fuel consumption (BSFC), with variation of engine speed between 1500 and 8000. The test was conducted on dynamometer. The test was also performed in constant compression ratio and stoichiometric air-fuel ratio, 9. The best result is used to develop the clean, sustainable, and efficient small urban car for Shell Eco-marathon Asia competition. We achieved the best CR of 12 with the average mileage of 212.3 km/liter. The lowest BSFC is obtained at 4500 rpm, which generates 9.68 Nm.

6. Paper No.(JSAE/SAE)	20179110 / 2017-32-0110
7. Paper title	An Investigation on the Design and Manufacturing of Powertrain System for Student Formula Japan (SFJ) Vehicle
8. Author (Affiliation)	Daisuke Kagawa (Graduate School of Kokushikan University), Tomoaki Kodama, Yasuhiro Honda (Kokushikan University)

## 9. Abstract

The main purpose of Student Formula Japan competition (hereafter called "SFJ") is to let students learn the basic ability necessary for engineers through design, fabrication and test projects. In this study the authors decided to adopt Honda BC-PC37E which was an engine for motor cycles. Then the engine have strength enough for the light weight, downsizing design. As the course of the competition consists of short straights and many corners for running within equal to or less than middle speed range, the engine must have excellent acceleration performance to reduce the lap times in the corners. The effective engine performance is necessary for the flat torque in all of engine speed range, especially in low engine speed range. As the regulation allows that a turbocharger is fitted to an engine, its introduction is effective for getting high torque in the low engine speed range. In this study the authors investigate the influences of the main specifications and the characteristics of important power train components, such as turbocharger, throttle, air restrictor, air collector, intake manifold (intake system), exhaust manifold (exhaust system), camshaft, valve timing and dual system of injection, on the improvement of the engine performance by analytical methods, experiments and driving tests. The conclusions are as follows: (1) The brake torque of the engine by adopting the turbocharger in the lower range of A/R (Area of inlet port/Radius of turbine, hereafter called "A/R") has become higher in the low engine speed range. (2) In the case that the length of intake pipe is extended, the brake torque has been increased in the low engine speed range and decreased greatly in the high engine speed range.

1. Date	November 15th Wednesday
2. Room.	A (Merak 1)
3. Time	13:30-15:00
4. Session	Hybrids, Electric Drive, Fuel Cells
5. Chair (Affiliation), Co-chair (Affiliation)	Yasuyuki Muramatsu (Yamaha Motor Co.,Ltd) Roland Kirchberger (Graz University of Technology)

6. Paper No.(JSAE/SAE)	20179039 / 2017-32-9039
7. Paper title	Development of New Compact Hybrid System
8. Author (Affiliation)	Satoshi Itoh, Michiyasu Yamamoto (Suzuki Motor Corporation.)

9. Abstract

One of the fuel efficiency improvement policy of Small vehicle included Regenerative Braking System (JSAE 20139006 / SAE 2013-32-9006), but developed New Compact Hybrid System to realize further fuel efficiency improvement. Losses for the engine friction occurred without separating an engine by the former system when deceleration energy was collected, but realized the recovery of the effective kinetic-energy by separating an engine by this system, and regenerating. The new system collect deceleration energy in decelerating time and coasting as well as Regenerative Braking System, but the fuel consumption with the engine is minimized by running EV in the collected energy and realize further fuel efficiency improvement. In addition, the assist is performed in collected energy, and fuel efficiency improvement and compatibility of accelerating performance are planned.

6. Paper No.(JSAE/SAE)	20179104 / 2017-32-9104
7. Paper title	Development of a Dynamic Lifetime Prediction Model for Ultracapacitors based on Accelerated Aging Tests
8. Author (Affiliation)	C.J. Chiang, T.F. Kuo, Weiliem Abubakar, G. Lee, W.R. Huang (National Taiwan University of Science and Technology)

9. Abstract

The purpose of this thesis is to establish a dynamic an Ultracapacitor model, including equivalent circuit model, a thermal dynamic model and an aging model. Model parameter identification is conducted based on Alternative Current Impedance Spectroscopy (ACIS) experiment and least squares method to obtain the Ultracapacitor equivalent series resistance (ESR), constant phase element magnitude (Adl), electrolyte resistance (Rel) and constant phase element exponent ( $\gamma$ ) at various voltages and temperatures. Various mathematical models are applied to describe the aging process of parameters. The Ultracapacitor aging model is then validated against voltage and temperature measurements under various charge/discharge cycles at nature heat dissipation condition. All the experiment results indicated that the Ultracapacitor aging model is capable of predictions the dynamic behaviors of Ultracapacitor after various periods of aging process. Keywords: Ultracapacitor, Aging Model, Alternative Current Impedance Spectroscopy.

6. Paper No.(JSAE/SAE)	20179079 / 2017-32-9079
7. Paper title	Study on Appropriate Cooling System According to the Output of the Motor and Inverter for Small EV
8. Author (Affiliation)	Tsukasa Shimizu, Jin Ito, Hideki Shirazawa, Yasuyuki Muramatsu (Yamaha Motor Co.,Ltd)

9. Abstract

It is important to make small and light weight motor for small EV. It is necessary to select appropriate cooling system (liquid cool or air cool) according to motor output. We thought that there is a threshold output that makes the volume smaller and the weight lighter including the liquid cooling system. As a result of the rough calculation, it was found that the weight can be reduced by adopting the liquid cooling for at about 10kW or more. In this study we focused on motor and cooling system volume and weight and tried to clarify appropriate cooling system according to motor output.

1. Date	November 15 <sup>th</sup> Wednesday
2. Room.	A (Merak 1)
3. Time	15:30 – 17:30
4. Session	Fuel Supply Systems
5. Chair (Affiliation), Co-chair (Affiliation)	Michihisa Nakagawa (Kawasaki Heavy Industries, Ltd.) Tony Szczotka (Robert Bosch LLC)

6. Paper No.(JSAE/SAE)	20179002 / 2017-32-0002
7. Paper title	Application of a New-concept Gasoline Pump Injector (GPI) on a Motorcycle Engine
8. Author (Affiliation)	Balasubramanian N.(Stanadyne India Private Limited, Indian Institute of Technology Madras), Keerthi G. R.(Indian Institute of Technology Madras), Nithin J. T.(Indian Institute of Technology Madras), Jayabalan S. (Stanadyne India Private Limited), Anand T. N. C.(Indian Institute of Technology Madras)

#### 9. Abstract

This paper presents the results of tests using a prototype pump-integrated port fuel injector that is designed for small gasoline engines. The unique construction of the injector eliminates the need for a separate feed pump. The device is intended as a solution to meet the upcoming emission norms similar to Euro 6 standards, to be implemented in Asian countries. In particular, the Indian two-wheeler market which produces around 20 million vehicles annually [1], migrates to Bharat Stage VI (BS VI) emission standards in the year 2020. This market is largely cost-driven and currently most of the motorcycles use carburetors as fuelling systems. It is expected that the adoption of port fuel injection would be inevitable to meet the BS VI emission norms...

6. Paper No.(JSAE/SAE)	20179017 / 2017-32-0017
7. Paper title	Spray Characteristics Optimization for Small Motorcycle Engine Using Internal Cylinder Flow Analysis
8. Author (Affiliation)	Yuzuru Sasaki, Nobuhiko Yamaguchi, Akira Arioka(Keihin Corporation), Katsunori Komuro, Dai Kataoka, Shunji Akamatsu(Honda R&D Co., Ltd.)

#### 9. Abstract

In recent times, due to the improvement of internal cylinder flow analysis technology with Computational Fluid Dynamics (CFD), the prediction accuracy of fuel consumption and emission has improved. However, small motorcycles often have complex intake ports which restrict the layout of injectors. Therefore optimization of injection spray to achieve high combustion efficiency and less wall wetting is a challenge. In this study, we predicted fuel consumption and emission performance by the simulation result of air fuel distribution and wall wetting amount with an actual motorcycle engine model. We optimized injector nozzle length, spray angle and spray tip penetration. After the optimization, we evaluated the emission performance and fuel consumption with an actual engine. As a result, we were able to confirm the improvement of fuel consumption and emission performance.

6. Paper No.(JSAE/SAE)	20179059 / 2017-32-0059
7. Paper title	Effects of Port Injection Specifications on Emission Behavior of THC and Engine Maximum Power
8. Author (Affiliation)	Yoshinori Nakao, Atsushi Hisano, Masahito Saitou, Kozo Suzuki, Katsumi Sobakiri(Kawasaki Heavy Industries, Ltd.)

#### 9. Abstract

In this paper, it is also elucidated that the influence of the downstream injection, which caused different fuel behavior in contrast with upstream injection, on the THC after warmup and at the maximum power, as well as its mechanism. The mechanism is clarified by use of the intake port visualization system. First, at each injection position, the effect of injection timing on THC emission after warm-up was evaluated. In the downstream injection, THC emission increases during the injection timing, in which the fuel spray directly flows in-cylinder during the intake process (hereinafter defined as the intake valve opening injection timing), and the amount of THC emission is reduced at the other injection timing (hereinafter defined as the intake valve closing injection timing)...

6. Paper No.(JSAE/SAE)	20179131 / 2017-32-0131
7. Paper title	The Way of Suppressing Self-excited Vibration in Small Pressure Regulator for Small Motorcycles
8. Author (Affiliation)	Takashi Yokoo, Takeshi Enomoto, Masaki Morita(Aisan Industry Co., Ltd.)

#### 9. Abstract

In recent years, the adoption of electronically-controlled fuel injection system (commonly called "FI") of motorcycles is accelerating for the purpose of fuel efficiency improvement to meet tighter emission controls around the world and to protect global environment. The main stream of the motorcycle market is small motorcycles with an engine size of 100cc to 150cc, therefore downsizing and lowering the cost of FI products are being demanded. Pressure regulator (hereafter called P/R) installed in fuel pump module (hereafter called FPM), one of FI products for motorcycles, is being shifted to ball valve type from diaphragm type due to the downsizing demands. However, the ball valve type has problems such as abnormal noise and pressure adjusting defect that are caused by self-excited vibration...

1. Date	November 15 <sup>th</sup> Wednesday
2. Room.	B (Merak 2)
3. Time	11 : 00-12 : 00
4. Session	HCCI I
5. Chair (Affiliation), Co-chair (Affiliation)	Tatsuya Kuboyama (Chiba University), Adrian Irimescu (Istituto Motori-CNR)

6. Paper No.(JSAE/SAE)	20179073 / 2017-32-0073
7. Paper title	Numerical Investigations of the Auto-Ignition Ranges of a Natural Gas Fueled HCCI Engine
8. Author (Affiliation)	Jörn Judith, Denis Neher, Maurice Kettner (Karlsruhe University of Applied Sciences), Markus Klaissle (SenerTec Kraft-Wärme-Energiesysteme GmbH), Darko Kozarac (University of Zagreb)

#### 9. Abstract

Homogeneous charge compression ignition (HCCI) in natural gas fueled engines is thought to achieve high efficiency and low NO<sub>x</sub> emissions. While automotive applications require various load and speed regions, the operation range of stationary cogeneration engines is narrower. Hence, HCCI operation is easier to reach and more applicable to comply with future emission standards.

This study presents computationally investigations of the auto-ignition ranges of a stationary natural gas HCCI engine. Starting from a detailed 1D engine cycle simulation model, a reduced engine model was developed and coupled to chemical kinetics using AVL Boost. Compression ratio, airfuel ratio, internal EGR rate (iEGR) and intake temperature were varied for three different speeds, namely 1200, 1700 and 2200 rpm. Each examination includes a full factorial design study of 375 configurations.

In the first step, the combustion was calculated using the GRI-mechanism 3.0 and a single zone combustion model. The data generated was analyzed and single effects of the design parameters on auto-ignition characteristics were derived. In the second step, quadratic regression models were built and sensitivity analysis was performed. Compression ratio and intake temperature show the largest impact on auto-ignition timing (AIT) and auto-ignition temperature, whereas iEGR and air-fuel ratio mainly influence indicated mean effective pressure (IMEP). The design space indicates narrower autoignition range at lower engine speed due to decreasing volumetric efficiency and increasing heat losses.

6. Paper No.(JSAE/SAE)	20179106 / 2017-32-0106
7. Paper title	Dynamic Modeling of a Homogeneous Charge Compression Ignition Engine with Exhaust Throttle
8. Author (Affiliation)	C. J., Chiang, J. W. Wu, T. F. Kuo, Kenny Purnomo (National Taiwan University of Science and Technology)

#### 9. Abstract

Homogeneous charge compression ignition (HCCI) engines create a more efficient power source for either stationary power generators or automotive applications. Control of HCCI engines, however, is difficult since the ignition cannot be actuated directly. For the purpose of model-based analysis and control design, a crank-angle based HCCI engine model is developed in this paper based on experimental data from a single-cylinder engine. The zero-dimensional dynamic engine model is constructed based on conservation of mass and energy, and ideal gas law. Subsystems in this model included valve lift profile, cylinder volume, mass flow rate, intake and exhaust runner dynamics, cylinder dynamics, combustion model and heat-transfer model. Inputs to the model include engine speed, intake temperature, fueling rate, intake throttle and exhaust throttle positions. Outputs of the model include indicate mean effective pressure (IMEP), combustion timings, air-to-fuel ratio (AFR), and the pressure, temperature, mass and burned gas fraction in the cylinder, intake and exhaust runners. Identification and validation of the combustion model were first conducted based on the steady-state cylinder pressure measurement and the combustion analysis results. With the inclusion of intake and exhaust runner dynamics and cylinder filling dynamics, the complete HCCI engine model is then validated against steady-state experimental data at various intake temperatures and transient experimental data during step changes of fueling rate exhaust throttle position. Simulation results also contain details such as mass flow rate through the intake and exhaust valves and cylinder charge conditions during the transient. In the future, this model can be used for control design and hardware in the loop (HIL) simulation and testing.

1. Date	November 15 <sup>th</sup> Wednesday
2. Room.	B (Merak 2)
3. Time	13:30 – 15:00
4. Session	HCCI II
5. Chair (Affiliation), Co-chair (Affiliation)	Hibiki Koga(Honda R&D Co., Ltd.), Adrian Irimescu (Istituto Motori-CNR)

6. Paper No.(JSAE/SAE)	20179061 / 2017-32-0061
7. Paper title	The Effect of In-Cylinder Flow and Mixture Distributions on Combustion Characteristics in a HCCI Engine
8. Author (Affiliation)	Shogo Watanabe, Tatsuya Kuboyama, Yasuo Moriyoshi (Chiba University), Kei Yoshimura (SUZUKI MOTOR CORPORATION)

#### 9. Abstract

It has been widely known that thermal and fuel stratifications of in-cylinder mixture are effective to reduce in-cylinder pressure rise rate during high load HCCI operations. In order to optimize a combustion chamber design and combustion control strategy for HCCI engines with wide operational range, it is important to know quantitatively the influence of the mixture distributions of temperature and fuel concentration on ignition and heat release characteristics. At the same time, it is important to know the influence of in-cylinder flow and turbulence on the temperature and mixture concentration distributions. In this study, a numerical simulation of HCCI combustion were conducted to investigate the effects of the in-cylinder flow and turbulence, and the distributions of temperature on ignition and combustion characteristics in HCCI combustion. As a result, the initial temperature distribution of the cylinder air-fuel mixture was found to be effective for slowing the combustion because the large distribution of the scale is not easily influenced by the mixing due to the flow. In addition, it was found that the combustion slows down when the temperature gradient is wide in the combustion region.

6. Paper No.(JSAE/SAE)	20179090 / 2017-32-0090
7. Paper title	Influence of Engine Speed on Autoignition and Combustion Characteristics in a Supercharged HCCI Engine
8. Author (Affiliation)	Hiroto Tanaka, Tatsuya Sato, Shuntaro Takano, Yuya Motoki, Hyota Hoshino, Yuya Higuchi, Akira Iijima, Hideo Shoji (Nihon University)

#### 9. Abstract

Homogeneous Charge Compression Ignition (HCCI) combustion has attracted widespread interest because it achieves high efficiency and can reduce particulate matter (PM) and nitrogen oxide (NO<sub>x</sub>) emissions simultaneously. However, because HCCI engines lack a physical means of initiating ignition, it is difficult to control the ignition timing. Another issue of HCCI engines is that the combustion process causes the cylinder pressure to rise rapidly. The time scale is also important in HCCI combustion because ignition depends on the chemical reactions of the mixture. Therefore, we investigated the influence of the engine speed on autoignition and combustion characteristics in an HCCI engine. A four-stroke single-cylinder engine equipped with a mechanically driven supercharger was used in this study to examine HCCI combustion characteristics under different engine speeds and boost pressures. The results revealed that the engine speed range can be expanded by a mechanically driven supercharger. It was also found that there was no change in the ignition delay time under conditions of a constant equivalence ratio even at different engine speeds. The findings of this study provide important knowledge for controlling the ignition timing.

6. Paper No.(JSAE/SAE)	20179096 / 2017-32-0096
7. Paper title	Effect of Fuel Injection Parameters on Performance and Emission Characteristics in HCCI Engine - A CFD Study
8. Author (Affiliation)	H. R. Guru Kiran, J. M. Mallikarjuna (Indian Institute of Technology Madras)

#### 9. Abstract

Today, homogenous charge compression ignition (HCCI) engines are becoming very popular because of their potential to reduce soot and nitric oxides (NO<sub>x</sub>) emissions simultaneously. But, their performance and emission characteristics are very much dependent upon fuel injection strategy and parameters. However, they also have many challenges viz., improper combustion phasing, high rate of pressure rise and narrow operating range. Therefore, addressing them is very essential before making them a commercial success. This study focuses on evaluating the effect of fuel injection strategy and parameters on the performance and emission characteristics of a HCCI engine by computational fluid dynamics (CFD) analysis. In this study, a four-stroke engine operating in the HCCI mode is considered and the CFD analysis is carried out by using the CONVERGE. All the CFD simulations are carried out from the inlet valve opening (IVO) to the exhaust valve opening (EVO) period, at the engine speed of 1500 rev/min., with the compression ratio of 16:1. Here, homogeneous mixture is achieved by the injection of fuel into the engine cylinder directly during the early compression stroke, with the fuel injection pressure of 800 bar. The analysis is carried out to study the effect of multiple fuel injection strategy, fuel mass split ratio, injection timing and pressure on the performance and emission characteristics of the engine. In addition, the results of the HCCI mode are compared with that of the conventional CI engine operating at the same load conditions...



1. Date	November 15 <sup>th</sup> Wednesday
2. Room.	B (Merak 2)
3. Time	15:30 – 17:00
4. Session	HCCI III
5. Chair (Affiliation), Co-chair (Affiliation)	Tomoo Shiozaki (Honda R&D Co., Ltd.) Adrian Irimescu (Istituto Motori-CNR)

6. Paper No.(JSAE/SAE)	20179084 / 2017-32-0084
7. Paper title	A Study of Combustion in an HCCI Engine Using Non-equilibrium Plasma Discharge Assist
8. Author (Affiliation)	Hyota Hoshino, Tatsuya Sato, Shuntaro Takano, Yuya Motoki, Hiroto Tanaka, Yuya Higuchi, Akira Iijima, Tomohiko Asai, Mitsuaki Tanabe, Hideo Shoji (Nihon University)

9. Abstract

This study focused on a non-equilibrium plasma discharge as a means of assisting HCCI combustion. Experiments were conducted with a four-stroke single-cylinder engine fitted with a spark electrode in the top of the combustion chamber for continuously generating non-equilibrium plasma from the intake stroke to the exhaust stroke.

The results showed that applying non-equilibrium plasma to the HCCI test engine advanced the main combustion period that otherwise tended to be delayed as the engine speed was increased. In addition, it was found that the combined use of exhaust gas recirculation and non-equilibrium plasma prevented a transition to partial combustion while suppressing cylinder pressure oscillations at high loads.

6. Paper No.(JSAE/SAE)	20179085 / 2017-32-0085
7. Paper title	Analysis of Supercharged HCCI Combustion Using Low-carbon Alternative Fuels
8. Author (Affiliation)	Masaaki TOGAWA, Takeshi NISHIYAMA, Keito AGUI, Yuki TAKAMURA, Akira IIJIMA, Hideo SHOJI (Nihon University)

9. Abstract

This study investigated the effects of recirculated exhaust gas (EGR) and its principal components of N<sub>2</sub>, CO<sub>2</sub> and H<sub>2</sub>O on moderating Homogeneous Charge Compression Ignition (HCCI) combustion. Experiments were conducted using two types of gaseous fuel blends of DME/propane and DME/methane as the test fuels. The addition rates of EGR, N<sub>2</sub>, CO<sub>2</sub> and H<sub>2</sub>O were varied and the effects of each condition on HCCI combustion of propane and methane were investigated. The results revealed that the addition of CO<sub>2</sub> and H<sub>2</sub>O had the effect of substantially delaying and moderating rapid combustion. The addition of N<sub>2</sub> showed only a slight delaying and moderating effect. The addition of EGR had the effect of optimally delaying the time of combustion, while either maintaining or increasing the indicated mean effective pressure and indicated thermal efficiency  $\eta_i$ .

1. Date	November 15 <sup>th</sup> Wednesday
2. Room.	C (Merak 3)
3. Time	11:00-12:00
4. Session	Functional Safety
5. Chair (Affiliation), Co-chair (Affiliation)	Takashi Mitome (SUZUKI MOTOR CORPORATION) Tony Szczotka (Robert Bosch LLC)

6. Paper No.(JSAE/SAE)	20179057 /2017-32-0057
7. Paper title	ISO 26262 C Class Evaluation Method for Motorcycles by Expert Riders Incorporating Technical Knowledge Obtained from Actual Riding Tests
8. Author (Affiliation)	Maki Kawakoshi, Takashi Kobayashi, Makoto Hasegawa (Japan Automobile Research Institute)

#### 9. Abstract

In applying the ISO 26262 controllability classification for motorcycles in actual riding tests, a subjective evaluation by expert riders is considered to be the appropriate approach from the viewpoint of safety. We studied the construction of an expert-rider-based C class evaluation method for motorcycles and developed some evaluation test cases reproducing various hazardous events. We determined that it was necessary to accumulate more evaluation cases for further representative scenarios and that, to avoid variations in such evaluations, a method in which different expert riders can carry out testing following a common understanding had to be devised.

Considering these problems for practical application, this study aimed at establishing an actual riding test method for C class evaluation by expert riders and to develop a deeper understanding of test procedures and management. To this purpose, representative hazards related to electrical/electronic (E/E) system failures particular to motorcycle control characteristics were extracted by referring to the hazard cases of passenger cars and ISO/DIS 26262. C class evaluation tests were conducted on some extracted hazards to obtain comparable class ratings. On the basis of the riders' comments and discussion, it was confirmed that interpreting a baseline for the C0 rating in each assumed scenario is useful in developing a common rider understanding during subjective evaluations. We organized the resulting technical knowledge set and added it to the existing classification method, creating a C class expert-rider-based evaluation method for motorcycles that can feasibly be used in practice.

6. Paper No.(JSAE/SAE)	20179083 /2017-32-0083
7. Paper title	Detailed Study of Hazard Analysis and Risk Assessment of ISO 26262 for Motorcycles
8. Author (Affiliation)	Makoto Hasegawa, Takanobu Kaneko (Japan Automobile Research Institute)

#### 9. Abstract

ISO 26262, an international functional safety standard of electrical and/or electronic systems (E/E systems) for motor vehicles, was published in November 2011 and it is expected that the scope will be extended to motorcycles in a second edition of ISO 26262 going to be published in 2018. ISO/DIS 26262 second edition published in 2016 has Part 12 as a new part in order to apply ISO 26262 to motorcycle. Proper estimation of Exposure, Controllability, and Severity in accordance with ISO/DIS 26262 Part 12, are key factors to determine Motorcycle Safety Integrity Level. To estimate precise these factors, there would be a case that it might not be appropriate to apply studies done for passenger car to motorcycle, and it would be necessary to apply motorcycle specific knowledge and estimation methods. In our previous studies we clarified these motorcycle specific issues and studied the method for the adaptation. In this study we executed Hazard Analysis and Risk Assessment and estimated Exposure, Controllability and Severity based on the knowledge and methodology we have accumulated. The motivation of our work are to show precise Exposure, Controllability and Severity estimation with concrete rationales, and contribute to motorcycle industry's functional safety application.

1. Date	November 15 <sup>th</sup> Wednesday
2. Room.	C (Merak 3)
3. Time	13:30 - 15:00
4. Session	Materials
5. Chair (Affiliation), co-chair (Affiliation)	Aki Kodai (Kawasaki Heavy Industries, Ltd.) Ken Fosaaen (Kerdea Technologies)

6. Paper No.(JSAE/SAE)	JSAE 20179006 / SAE 2017-32-0006
7. Paper title	The Effect of Tempering Conditions on the Delayed Fracture Characteristics of Carburized Steels
8. Author (Affiliation)	Yoichi Inoue, Toshiya Ohta, Hirotaka Kurita (Yamaha Motor Co., Ltd.)

#### 9. Abstract

A carburizing is widely applied for many kinds of engine components for motorcycles. On the other hand, a delayed fracture phenomenon of strengthened steel materials occurred under actual usage is a serious concern. The delayed fracture characteristics of surface modified steels such as carburized steels followed by a tempering have a difficulty being evaluated by only measuring a partial characteristic of the hardened portion due to the existence of an inhomogeneity of a microstructure and a gradient of strength. Therefore, the studies on the characteristics of the delayed fracture of the surface modified steels are not so many. In this paper, the authors evaluated the delayed fracture characteristics of carburized and tempered actual components by comparing hydrogen desorption curves acquired with a thermal desorption spectroscopy using hydrogen-charged specimens with changing tempering conditions. The results from this survey indicate that the delayed fracture characteristics have a relationship with the microstructural transformation of the tempered martensite depending on the tempering conditions for the carburized steels.

6. Paper No.(JSAE/SAE)	JSAE 20179056 / SAE 2017-32-0056
7. Paper title	Development of Low Cost Aluminium Tapered Handlebar for Motorcycles
8. Author (Affiliation)	Hirotoshi Inui, Toru Sakurai, Eiichi Sato (Honda R&D Co., Ltd.), Tadashi Minoda, Yasuhiro Nakai (UACJ Extrusion Nagoya Corporation)

#### 9. Abstract

Tapered handlebars using high strength aluminum alloys have been applied mainly to motorcycle models requiring weight reduction and high texture appearance that aluminum handlebars can offer as their characteristics. This handle bar is manufactured through extrusion processing. Conventionally used alloys had low extrusion productivity, which led to increased cost of the handlebars. In view of this, we selected an alloy securing the strength by adding a large amount of zinc while reducing the amount of the copper, which deteriorates the extrusion productivity, to the minimum adding amount, in consideration of maintaining the stress corrosion cracking resistance. However, a large amount of zinc decreases the stress corrosion cracking resistance. Therefore, in order to obtain a metallic structure favorable to the prevention of stress corrosion cracking, the mandrel extrusion was applied for the pipe manufacturing method, and heat treatment condition and swaging condition were optimized. With this development, we have made it possible to manufacture the tapered handlebar made of high strength aluminum alloy with less weight by 20% and with lower cost by 30% than those of the conventional handlebar.

6. Paper No.(JSAE/SAE)	JSAE 20179125 / SAE 2017-32-0125
7. Paper title	Thin Wall Austempered Ductile Iron Connecting Rod for Lighter Automotive Component – Production of Thin Wall Ductile Iron Connecting Rod
8. Author (Affiliation)	Rianti Sulamet-Ariobimo, Gregah Yudha, Tono Sukarnoto, Yusep Mujalis, Yoska Oktaviano (Mechanical Engineering Department, Faculty of Industrial Technology, Universitas Trisakti, Jakarta, Indonesia)

#### 9. Abstract

Lighter automotive components are produced to respond to global issue regarding energy. Lighter components can be achieved by replacing the material to those known as lighter material such as aluminium or applying thin wall casting technique. Lightweight automotive components will mean lower fuel consumption. Based on the success in making thin wall ductile iron plate (TWDI) with a thickness to 1 mm using a vertical casting, it encourages the implementation of the design to create lightweight automotive components. The design was applied to produce a thin wall two-cylinder engine ductile iron connecting rod which will be upgraded with austempering process. This connecting rod will be applied in Vespa PX150. The designs were simulated in ZCast simulation software and analyzed to determine the most optimum design. The chosen design was casted in a foundry to match the simulation. Evaluation of the characteristics will be run in the second stage of the research.

1. Date	November 15 <sup>th</sup> Wednesday
2. Room.	C (Merak 3)
3. Time	15 : 30 - 17 : 30
4. Session	NVH Technology
5. Chair (Affiliation), co-chair (Affiliation)	Hiroshi Yano (Kawasaki Heavy Industries, Ltd.), Thomas Lagö (QirraSound Technologies Europe AB)

6. Paper No.(JSAE/SAE)	20179034 / 2017-32-0034
7. Paper title	Active Sound Quality Control based on Subjective Preference
8. Author (Affiliation)	Shunsuke Ishimitsu, Takuma Sagawa, Tomoaki Ito, Naoaki Shibatani (Hiroshima City University), Toshihisa Takagi, Kazuki Yoshida, Kenta Suzuki, Takanori Chino (Suzuki Motor Corporation)

#### 9. Abstract

Recent years, ANC (Active Noise Control) technology has been paying attention. However, rather than the noise measures, the noise gives us the impression even running sound for motorcycles. That is, the control method of the engine sound is shifted from the noise reduction to sound design in each manufactures. Therefore, we proposed a method to design the engine sound using Active Sound Quality Control (ASQC) based on the ANC. Specifically, we proposed the algorithm amplifying and reducing the engine specific order components. From the simulation results, the engine specific order components can be amplified and reduced like an equalizer with the proposed algorithm. And, auditory impressions of engine sound controlled by ASQC were investigated using psychoacoustic measurements...

6. Paper No.(JSAE/SAE)	20179068 / 2017-32-0068
7. Paper title	Parallel active control of acceleration noise
8. Author (Affiliation)	Yoshihiro Aramaki, Shunsuke Ishimitsu, Kenta Murai (Hiroshima City University), Kazuki Yoshida, Toshihisa Takagi, Takanori Chino, Kenta Suzuki (Suzuki Motor Corporation)

#### 9. Abstract

The number of people experiencing psychological discomfort due to the increasing amount of noise emanating from motor vehicles has been on the rise. Legal regulations define the permissible level of vehicle noise in a given area. Active noise control (ANC) is a noise cancellation method that reduces low-frequency sounds, such as engine noise, effectively. Furthermore, this method is suitable for controlling engine noise because the equipment necessary to perform it is small and does not require a large space for installation. Advances in digital processing technology have increased the scope of ANC's applications, and it is no longer restricted to use in motor vehicles. The purpose of this study is to demonstrate the effectiveness of the proposed method in reducing the motor vehicle engine noise produced during acceleration...

6. Paper No.(JSAE/SAE)	20179066 / 2017-32-0066
7. Paper title	Design and Performance of Acoustic Metamaterial Structure for Inlet Duct Noise Attenuation
8. Author (Affiliation)	Jüri Lavrentjev, Hans Rämmal (Tallinn University of Technology)

#### 9. Abstract

To control noise emission from internal combustion inlet, designers often choose small chamber type silencers at the inlet. In order to improve the inlet acoustic efficiency, inlet ducts with improved acoustic attenuation can be used. One potentially applicable material is acoustic metamaterial rapidly gaining popularity in different fields of engineering application. Small engine inlet duct, designed by using acoustic metamaterial structure comprising an array of resonators inside the wall of a rigid duct is investigated in this study. Experimental investigation of different designs is performed to characterize the acoustic behavior in terms of transmission loss (TL). By connecting multiple resonators of different size and location it is shown that a broadband TL can be achieved. The resulted attenuation band can be tuned by varying the resonator physical characteristics, showing promising potentials such of the material in the described application.

6. Paper No.(JSAE/SAE)	20179075 / 2017-32-0075
7. Paper title	Reliability Study of Micro-Perforated Elements in Small Engine Silencer Application
8. Author (Affiliation)	Hans Rämmal, Jüri Lavrentjev (Tallinn University of Technology)

#### 9. Abstract

Since the introduction of microperforated (MP) sound absorption elements more than 40 years ago many variations of noise control devices from room acoustics to induct applications have been manufactured based on this technology. It has been demonstrated that micro-perforated elements can provide adequate IC-engine gas exchange noise attenuation. Several exhaust and inlet system silencers incorporating micro-perforated elements have been presented during the past 15 years for engine applications, encouraging the replacement of the typical fibrous materials and aiming several advantages including cleaner environment. The acoustical characteristics of the MP elements have been studied thoroughly by several authors and good analytical models exist to predict the attenuation performance of those elements. However, almost no published information can be found regarding the reliability of the MP elements utilized in harsh engine exhaust system environment. In this paper the reliability of stainless still MP element designed for small engine exhaust systems is critically studied...

1. Date	November 15 <sup>th</sup> Tuesday
2. Room.	D (Nuri 1)
3. Time	10:30-12:00
4. Session	Vehicle Dynamics & Safety I
5. Chair (Affiliation), Co-chair (Affiliation)	Masayuki Baba (Honda R&D Co., Ltd.), Thomas Lago (QirraSound Technologies Europe AB)

6. Paper No.(JSAE/SAE)	20179018 / 2017-32-0018
7. Paper title	The Tire Characteristic Effect on Motorcycle Maneuverability Using a Riding Simulator
8. Author (Affiliation)	Masayuki Miki, Tetsuya Kimura (Yamaha Motor Co., Ltd)

#### 9. Abstract

The stability factor is widely used for four-wheel vehicles as an index representing the turning performance of a vehicle. Stability factor for two-wheel vehicles has been proposed as an indicator of cornering performance from the same way of thinking. In line traceability evaluation as a sensory evaluation item of motorcycles, the expressions of understeer and oversteer are sometimes used, but the relation with stability factor for two-wheel vehicles has not been investigated. In this paper, a test in which the slip angle characteristics of the front and rear tires were varied using a riding simulator was conducted, and the correlation between the stability factor and the rider evaluation was investigated to derive an index showing the line traceability.

6. Paper No.(JSAE/SAE)	20179033 / 2017-32-0033
7. Paper title	Data Analysis of Off-Road Motorcycles in an Enduro Race
8. Author (Affiliation)	Akinori Shinagawa (Yamaha Motor Co., Ltd), Hisayuki Nozawa, Yutaro Uchiyama (Yamaha Motor Engineering Co., Ltd)

#### 9. Abstract

Two-wheeled off-road vehicles are mainly ridden on slippery dirt roads that include steep slopes and rough, uneven surfaces. An analysis method for the driving state and the vehicle movement limits that would be suitable for analyzing the movement of such two-wheeled off-road vehicles under these conditions was examined. These movement limits were then formulated by taking into consideration the coefficient of friction and the road surface gradient in accordance with the basic laws of physics and also by focusing on the vehicle movement in the longitudinal direction. Measurements were also taken during actual off-road riding by top-class Japanese off-road motorcycle riders. It was confirmed that this measurement data was distributed within the range of the assumed vehicle movement limits. Consequently, it was confirmed that it is possible to use such measurements to accurately grasp the vehicle movement limits and the associated driving state for two-wheeled off-road vehicles.

6. Paper No.(JSAE/SAE)	20179053 / 2017-32-0053
7. Paper title	Investigation and Model-Based Compensation of the Pitch Dynamic Impact on Longitudinal Acceleration Measurement on Motorcycles
8. Author (Affiliation)	Alexander Winkler, Gernot Grabmair (University of Applied Sciences Upper Austria)

#### 9. Abstract

In this study we focus on systematic disturbances caused by the motorcycle pitch dynamic when measuring longitudinal acceleration on motorcycles using low-cost acceleration sensors. Major systematic influences in the sensor measurement like gravitational acceleration, suspension dynamics and the road slope are addressed. During acceleration phases the motorcycle pitch angle changes according to the suspension setting. As a result the longitudinal sensing axis of the accelerometer includes parts of the gravitational acceleration and lags parts of the longitudinal acceleration. Gravitational acceleration has also significant influence on inclined roads. To obtain correct values of the effective longitudinal acceleration, the disturbances in the measured signal are analyzed and in further consequence compensated. For this purpose a linearized in-plane-dynamics model of the motorcycle is derived from a comprehensive multibody simulation. The mathematical description of the motorcycle behavior includes the systematic influences and serves as a basis for the model-based compensation. A state observer for pitch angle estimation and road slope reconstruction is designed. As a result the measured acceleration can be corrected with the estimated quantities. In the course of ongoing development of motorcycle dynamics control and advancement of drivetrains, e.g. hybridization, independent and economically measurable reference signals are required to achieve desired vehicle behavior with closedloop control. Acceleration measurement on two-wheelers can be achieved at low hardware cost and is a promising quantity for innovative control designs.



1. Date	November 15 <sup>th</sup> Tuesday
2. Room.	D (Nuri 1)
3. Time	13:30 – 15:00
4. Session	Vehicle Dynamics & Safety II
5. Chair (Affiliation), Co-chair (Affiliation)	Hisayuki Sugita (SUZUKI MOTOR CORPORATION), Sangriyadi Setio (Institut Teknologi Bandung)

6. Paper No.(JSAE/SAE)	20179086 / 2017-32-0086
7. Paper title	Development of Low Fuel Consumption Tire for Small Motorcycles
8. Author (Affiliation)	Shinji Takayanagi, Kiyotaka Sakai, Takashi Iwasa, Tomoyuki Matsumura, Shigehiro Yamaguchi, Kenji Tanaka (Honda R&D Co., Ltd.)

#### 9. Abstract

A low fuel consumption tire with an affordable price that is applicable for small motorcycles marketed mainly for India and Southeast Asian countries was developed. Two contradicting requirements, which are reduction of the rolling resistance and retention of the wet grip performance, were satisfied by applying a method based on viscoelastic properties of the tread rubber. Regarding the composition of compound of the tread rubber, the amounts of carbon black and oil were reduced instead of using silica. In addition, a polymer having a high glass transition temperature was employed. Moreover, response to the roll motion, which is unique in motorcycles, was made satisfactory to the requirement by modifying the dynamic modulus  $E^*$  of the tread rubber. With those measures, the rolling resistance was reduced by more than 15% to conventional tires while maintaining the basic performances such as tire grip and stability in maneuvering.

6. Paper No.(JSAE/SAE)	20179099 / 2017-32-0099
7. Paper title	Durability Prediction of Motorcycle Body Components Using Advanced Fatigue Analysis
8. Author (Affiliation)	Kazunobu Sakamoto (Yamaha Motor Co., Ltd)

#### 9. Abstract

The purpose of this study is to improve the accuracy of durability predictions for motorcycle body components through the implementation of a fatigue analysis that uses the finite element method (FEM) to identify the fatigue failure characteristics of arc welds, die-cast aluminum alloys, and thermo-plastics. In addition to highly accurate load conditions and stress analysis, a fatigue analysis that also takes into consideration the fatigue failure mechanism is essential to making accurate durability predictions. Fatigue tests were carried out under several load conditions using specimens of several different shapes that simplified the actual structures. The fatigue life of the weld toe is assumed to be the difference of the crack propagation rate due to the loading mode. The durability of die-cast aluminum alloys was found to be sensitive to the microscopic structure due to the casting process. The factors that influenced the fatigue behavior of the plastics were the stress gradient and the viscoelastic behavior. These comprehensive fatigue characteristics were applied to the fatigue analysis codes fe-safe and FEMFAT. The master S-N curve approach was used to evaluate the fatigue of the weld zone. Then the correlation between the durability predictions and the actual life were analyzed under rough road running conditions. This procedure was found to be an effective means of accurately predicting the fatigue life of motorcycle body components.

1. Date	November 15 <sup>th</sup> Wednesday
2. Room.	D (Nuri 1)
3. Time	15:30 - 17 :30
4. Session	Measurement & Simulation I
5. Chair (Affiliation), co-chair (Affiliation)	Tadao Okazaki (Kubota Corporation), Stephan Schmidt (Graz University of Technology)

6. Paper No.(JSAE/SAE)	20179020 / 2017-32-0020
7. Paper title	Measurement and 3D simulation for Analysis of Emission Improvement in Oil-cooled Engine
8. Author (Affiliation)	Koichi Tanaka, Kunio Arase, Amane Kitayama, Toru Shimizu, Akihisa Shimura (SUZUKI MOTOR CORPORATION)

#### 9. Abstract

The aim of this study is to analyze the emission improvement in the oil-cooled engine by use of in-cylinder gas pressure measurement and 3D simulation of thermal flow and combustion. In previous study, two test engines were designed to evaluate the benefits of oil-cooled engine. One was the oil-cooled, and the other was water-cooled engine. Both engines were single cylinder engines with SOHC valve-train system. Their hardware specifications of engines were exactly same except for their cooling system for clarifying how the difference in engine cooling system affects their cooling performance, warm-up performance and emission performance...

6.Paper No.(JSAE/SAE)	20179130 / 2017-32-0130
7. Paper title	Knock tendency prediction in highly charged SI engines by the use of 3D-CFD simulation
8. Author (Affiliation)	Vincenzo Bevilacqua, Matthias Boeger, Giovanni Corvaglia, Matthias Penzel, Klaus Fuoss (Porsche Engineering Services GmbH)

#### 9. Abstract

The continual increasing stringent requirements in terms of emissions and performance lead to the demand of further development of gasoline engines, in order to satisfy the regulations and to be competitive in the market. One of the main limits in the attempt of improving the efficiency and at the same time increasing the performance of an engine is the knock, which is the local auto-ignition of the air-fuel mixture before being reached by the flame front. Either this phenomenon limits the possibility to adopt higher compression ratio, which would be beneficial for the engine efficiency, □

6. Paper No.(JSAE/SAE)	20179036 / 2017-32-0036
7. Paper title	Development of a new comprehensive CFD method for thermal performance evaluation of a scooter type motorcycle and its application
8. Author (Affiliation)	Venkata suresh kumar gundavarapu, Manish garg, Suresh M (TVS Motor Company Limited)

#### 9. Abstract

Thermal management is of vital importance in the development of a scooter type motorcycle (two-wheeler). For a typical small scooter, with cubic capacity of 75 to 150 cc, the thermal management can be sub-divided into three components, namely, engine cooling, transmission cooling and engine cabin cooling, where engine cabin consists of engine, utility box, fuel tank and fueling system, and electric wiring harness, etc. Maintaining adequate temperature of these subsystem is essential for engine and vehicle durability, and customer satisfaction □

6. Paper No.(JSAE/SAE)	20179067 / 2017-32-9067
7. Paper title	A 3D-CFD Study of Flow Dynamics on Mixture Preparation for Fuel Injected Motorcycles
8. Author (Affiliation)	Ranjana Kumari Meena, Adwitiya Dube, Pradeep Ramachandra (Bosch Limited)

#### 9. Abstract

With the increased demand of mobility in the form of two-wheelers and the continued dominant share of Internal Combustion Engines (ICE) in Indian market, there is considerable influence on the deterioration of air quality. The regulators in this region have legislated Bharat Stage 6 (BS6) as a measure to reduce tail pipe emissions, which necessitates the automotive industry to work towards emission optimization measures. Some of the factors influencing this mainly includes, air-fuel mixture formation, spray targeting, fuel properties, flow dynamics, combustion chemical kinetics etc □

1. Date	November 15 <sup>th</sup> Wednesday
2. Room.	E (Kakatua)
3. Time	10 : 30-12 : 00
4. Session	Diesel Engine I
5. Chair (Affiliation), Co-chair (Affiliation)	Tomoaki Yatsufusa (Hiroshima Institute of Technology), Iman K. Reksowardojo (Institut Teknologi Bandung)

6. Paper No.(JSAE/SAE)	20179046 / 2017-32-0046
7. Paper title	Improvement of Thermal Efficiency and Exhaust Emission in Diesel Engine by Applying Spray Internal EGR
8. Author (Affiliation)	Tomoyuki Mukayama, Ryota Nishigami, Annisa Bhikuning, Eriko Matsumura, Jiro Senda (Doshisha University), Go Asai, Masaki Kuribayashi(YANMAR CO., LTD.)

9. Abstract

The CO<sub>2</sub> gas dissolved fuel for the diesel combustion is effective to lower the NO<sub>x</sub> emissions to achieve the internal EGR effect by fuel. This method is supply EGR gas to the fuel side instead of supply EGR gas to the intake gas side. The fuel has following specific characteristics for the diesel combustion. When the fuel is injected into the chamber in low pressure, this CO<sub>2</sub> gas is separated from the fuel spray. The distribution characteristics of the spray is improved and the improvement of the thermal efficiency by reduction heat loss in the combustion chamber wall, and reduce soot emissions by the lean combustion is expected. Furthermore, this CO<sub>2</sub> gas decreases the flame temperature. Further, it is anticipated to reduce NO<sub>x</sub> emissions by the spray internal EGR effect.

6. Paper No.(JSAE/SAE)	20179101/ 2017-32-0101
7. Paper title	The Effect of Exhaust Gas Recirculation on Performance and Emission of Ethanol Fumigated Diesel Engine
8. Author (Affiliation)	Kontorn Thammakul, Chinda Charoenphonphanich (King Mongkut's Institute of Technology Ladkrabang), Hidenori Kosaka(Tokyo Institute of Technology), Manida Tongroon(National Metal and Materials Technology Center)

9. Abstract

Primary energy source such as fossil fuel keep decreasing due to various kind of usage. According to less amount of the fossil fuel, human seeks for an alternative fuel source such as alcohol. Alcohol like ethanol can be produced easily from strarchy plant. But using alcohol as blended fuel with diesel fuel doesn't work well because alcohol has low cetane number, lack of lubricity and very low miscibility with diesel fuel. To overcome this, fumigation system or port fuel injection of alcohol seems interesting. Although it requires more complicate system but it can compensate the miscibility issue and alcohol can be used in higher dose to give more energy. Diesel engine produces a lot of emission such as NO<sub>x</sub> and some other carbon content emission like HC, CO and soot due to they run in lean condition as their characteristic. Modern diesel engines are now coupled with exhaust gas recirculation system to help reduce in main emission like NO<sub>x</sub>. But recirculating an exhaust into combustion system will produce emission like HC and other carbon content emission more. Due to EGR will retard the pressure and the temperature of the combustion, lower work is provided. Alcohol requires heat to vaporize itself to become more radical before associating with other atoms and going into combustion process. So heat from the exhaust gas in EGR could be helpful for alcohol fumigation system by treating combustion process to produce better performance and emission. The result would be observed by conducting an experiment on a single cylinder diesel-direct injection engine, with EGR modification and ethanol fumigation system....

6. Paper No.(JSAE/SAE)	20179089 / 2017-32-0089
7. Paper title	Development of 2-cylinder Diesel Engine for European quadricycle in compliance with EURO4
8. Author (Affiliation)	Hiroki Oso, Kentaro Nagai, Takahiro Yamazaki, Hideyuki Goto, Hideyuki Koyama (Kubota Corporation)

9. Abstract

The EURO4 standard has been enforced since the year 2017 for European quadricycle. The vehicles are regulated upper limit of unladen weight and engine displacement, in addition to the exhaust emissions and the net power. In order to meet those regulations, the engine for European quadricycle is demanded low exhaust emissions and light weight. Further, it is required to be achieved good drivability, low fuel consumption, low noise and more compact. We introduce technologies to meet demand for Eueopean quadricycle in compliance with EURO4. The limit values of exhaust emissions have been strengthened in EURO4 standard compared to the previous one. As devices to improve the exhaust emissions, the exhaust-after-treatment devices and the common rail injection system are well known, whereas those devices make engine systems heavier. In addition, to satisfy high torque at low speed for better drivability, larger displacement is effective. However the engines of larger displacement have higher friction loss than smaller one, therefore countermeasures to reduce fuel consumption are necessary. In order to achieve to be lower emissions without additional devices, we improved the in-direct injectionsystem engine. We optimized the shape of the combustion chamber to meet EURO4. To achieve low fuel consumption keeping better drivability with large displacement, wedeveloped the new piston to be lower friction. We optimized the shape of the coating pattern to improve lubrication between piston skirt and cylinder wall...

1. Date	November 15 <sup>th</sup> Wednesday
2. Room.	E (Kakatua)
3. Time	13:30 – 15:00
4. Session	Diesel Engine II
5. Chair (Affiliation), Co-chair (Affiliation)	Tadao Okazaki (Kubota Corporation), Iman K. Reksowardojo (Institut Teknologi Bandung)

6. Paper No.(JSAE/SAE)	20179030/ 2017-32-0030
7. Paper title	Effect of heat flux on end of Diesel and Kerosene droplet evaporation in high temperature condition
8. Author (Affiliation)	Yoshihide Ota, Hirishi Enomoto, Jun Higashihara, Masahiro Sasao, Noboru Hieda, Yoshikazu Teraoka (Kanazawa University)

#### 9. Abstract

In internal combustion engine, it is necessary to grasp droplet evaporation for using liquid fuel efficiency and improving exhaust gas composition. However, it has not known completely yet. In this study, fuel droplet of approximately 20 $\mu$ m diameter that is assumed to be in combustion chamber is injected by experimental apparatus. After that, droplet goes to butane flame. We observed by high-speed camera, and experimentally considered the effects of heat flux on the fuel droplet evaporation and breakup phenomenon. For the sample fuel, we use kerosene and diesel oil. It is important for understanding evaporation condition to know temperature around droplet in butane flame. Thus, flame temperature is measured by sheathed thermocouple. Heat flux is changed by initial velocity. From experiment, we found some result. Time that from injector tube to location of breakup of the droplet is short by increasing heat flux. In terms of breakup phenomenon, it is found that kerosene is broken up in relatively small heat flux condition. The breakup diameter is not dependent on heat flux. Evaporation rate is increased linearly by increase in heat flux. The value of evaporation rate that kerosene and diesel oil is almost equal.

6. Paper No.(JSAE/SAE)	20179035 / 2017-32-0035
7. Paper title	Influence of pressure conditions in supercritical atmosphere on flame diameter of Diesel oil and Hexadecane droplet
8. Author (Affiliation)	Takuya Mino, Enomoto Hiroshi, Teraoka Yoshikazu, Hieda Noboru, Sasao Masahiro, Higashihara jun (Kanazawa University)

#### 9. Abstract

Liquid fossil fuels such as gasoline, diesel oil, and kerosene are widely used as a fuel of various transportation apparatus and generating electricity apparatuses including the automobiles. The spray combustion has been widely used for internal combustion engine to use the fuel efficiently. But some parts of the phenomenon are not elucidated because this combustion method is complicated phenomenon. To elucidate this phenomenon, there are many ways of analyzing droplet. For example, observing a single droplet which suspended by a catenary or under the microgravity. However, those methods are not enough simulation of a real droplet in the internal combustion engine. In this study, we developed an apparatus which could inject a freedom droplet of diameter about 30 $\mu$ m. It is considered that the droplet is in a real internal combustion engine. And the apparatus was installed in a container which could realize elevated temperature and pressure. And a droplet was injected under supercritical condition that simulated the condition in the internal combustion engine and combustion behavior was observed. We experimented with Diesel oil and hexadecane which is a surrogate fuel of Diesel oil. The influences of the combustion area of the droplet, the burning time, and the luminance value at the time of combustion were investigated. As a result, it was found that when the same fuel was burned under the same temperature condition under the supercritical condition, the maximum combustion area increased.

6. Paper No.(JSAE/SAE)	20179032 / 2017-32-0032
7. Paper title	Characteristics of Flat-Wall Impinging Spray Flame and Its Heat Transfer under Small Diesel Engine-Like Condition
8. Author (Affiliation)	Rizal Mahmud, Seong Bum Kim, Keiya Nishida, Yoichi Ogata (Hiroshima University), Jun Kanzaki, Tadashi Tadokoro (Mazda Motor Corporation), Toru Kurisu (Hiroshima University/ Mazda Motor Corporation)

#### 9. Abstract

Heat loss is more critical for the thermal efficiency improvement in small size diesel engines than large-size diesel engines. More than half of total heat energy in the internal-combustion engine is lost by cooling through the cylinder walls to the atmosphere and the exhaust gas. Therefore, the new combustion concept is needed to reduce losses in the cylinder wall. In a Direct Injection (DI) diesel engine, the spray behavior, including spray-wall impingement has an important role in the combustion development to reduce heat loss. The aim of this study is to understand the mechanism of the heat transfer from the spray and flame to the impinging wall. Experiments were performed in a constant volume vessel (CVV) at high pressures and high temperatures. Fuel was injected using a single-hole injector with a 0.133 mm diameter nozzle. Under these conditions, spray evaporates, then burns near the wall. Spray/flame behavior was investigated with a high-speed video camera. At the same time, the surface heat flux of the impingement wall was studied by three thin film thermocouple heat flux sensors. The results showed that local heat flux becomes a maximum at some spray impingement distances to the wall.

1. Date	November 15 <sup>th</sup> Wednesday
2. Room.	E (Kakatua)
3. Time	15:30 – 17:30
4. Session	Diesel Engine III
5. Chair (Affiliation), Co-chair (Affiliation)	Keiya Nishida (Hiroshima University), Iman K. Reksowardojo (Institut Teknologi Bandung)

6. Paper No.(JSAE/SAE)	20179105 / 2017-32-0105
7. Paper title	Dynamic Modeling of a Diesel Oxidation Catalyst and Diesel Particulate Filter Aftertreatment System for Regeneration Control Development
8. Author (Affiliation)	Chia-Jui Chiang, T. F. Kuo, Anton Halim (National Taiwan University of Science and Technology), S. C. Cheng, Y.Y. Ku(Automotive Research and Testing Center)

#### 9. Abstract

The main function of diesel particulate filter (DPF) is to remove the particulate matter (PM) from diesel engine emission. However, the accumulated PM restricts the exhaust flow through the DPF and increases the back pressure which may negatively impact fuel consumption. Therefore, the particulate filter needs to be regenerated by burning off the accumulated particulate, which is achieved either by passively use of a catalyst or by actively introducing high heat into the exhaust system. In the exhaust after treatment system considered in this paper, a diesel oxidation catalyst (DOC) is installed upstream of the DPF to facilitate the regeneration process. In order to combust the captured particulate in the DPF, a small amount of fuel can be injected into the exhaust, upstream of the DOC, when necessary. In an effort to develop a model-based control strategy which completes the regeneration while satisfies the constraints such as fuel consumption, temperature and regeneration period, a physics-based dynamic model of the DOC-DPF exhaust after treatment system is proposed. Parameters in the model including the heat transfer coefficient, reaction constants in the DOC and DPF, and the permeability of the filter and soot are identified based on the experimental measurements. The DOC-DPF model is then validated both at steady state and during transient against experimental data measured at various engine operating conditions, PM loads and fuel injection rates.

6. Paper No.(JSAE/SAE)	20179107 / 2017-32-0107
7. Paper title	Model-based Analysis of the Oscillatory NOx in Urea Selective Catalytic Reduction Systems
8. Author (Affiliation)	Chih-Cheng Chou (National Defense University) T. F. Kuo, T. H. Tsai, Y. H. Su(National Taiwan University of Science and Technology), Y. Y. Ku(Automotive Research and Testing Center)

#### 9. Abstract

The urea-water-solution based selective catalyst reduction (SCR) system is one of the effective devices for reduction of NOx from diesel engines. In an effort to understand the various levels of oscillation observed in the NOx measurement downstream of a SCR in which the urea dosage is controlled by a crankshaft-link pump, a zerodimensional dynamic SCR model is developed in this paper based on conservation of mass. The model contains three states including the concentrations of NOx and ammonia in the SCR and the surface coverage rate of the catalyst. The temperature-dependent reactions considered in the model include the adsorption, desorption and oxidation of ammonia and the NOx reduction with the reaction constants provided by the catalyst company. The dynamic SCR model is validated both at steady state and during transient under various engine operating conditions and urea dosing rates. A periodic modulation of the urea dosing rate is adopted to simulate the periodic urea supply resulted from the reciprocating motion of the crankshaft-link pump. The simulation results exhibit similar oscillatory behaviors in the NOx concentration as observed in the experimental measurement, which is further analyzed and explained based on the nonlinear characteristics between the downstream NOx and the ammonia dosage. Based on the interpretation of the oscillatory NOx signal, an algorithm for identification of the cross-sensitivity of the smart NOx sensor to ammonia is proposed.

6. Paper No.(JSAE/SAE)	20179115 / 2017-32-0115
7. Paper title	Heat Transfer Analysis in a Diesel Engine Based on a Heat Flux Measurement using a Rapid Compression and Expansion Machine
8. Author (Affiliation)	Tatsuya Kuboyama, Yasuo Moriyoshi(Chiba University), Hidenori Kosaka(Tokyo Institute of Technology)

#### 9. Abstract

To investigate the heat transfer phenomena inside the combustion chamber of a diesel engine, local heat flux on the piston surface of a rapid compression and expansion machine was measured using a thin-film thermocouple. Based on the measured heat flux on the piston surface, a correlation for the heat transfer coefficient in a combustion chamber of a diesel engine was investigated. In the correlation defined in the present study, thermodynamically estimated two-zone temperatures in the burned zone and the unburned zone are applied. The characteristic velocity given in the correlation is related to the speed of spray flame impinging on the wall during the fuel injection period. After the fuel injection period, the velocity term of the Woschni's equation is applied. It was shown that the proposed correlation well expresses heat transfer phenomena in diesel engines.



1. Date	November 16 <sup>th</sup> Thursday
2. Room.	A (Merak 1)
3. Time	13:00-14:30
4. Session	Advanced Combustion I
5. Chair (Affiliation), Co-chair (Affiliation)	Akihito Kasai (Honda R&D Co., Ltd.), Simona Silvia Merola (Istituto Motori-CNR)

6. Paper No.(JSAE/SAE)	20179050 / 2017-32-0050
7. Paper title	A Study of Autoignition Behavior and Knock Intensity in a SI Engine under Different Engine Speed by using In-cylinder Visualization
8. Author (Affiliation)	Shuhei Takahata, Akira Iijima, Hideo Shoji, Kento Shimizu, Takahiro Ishikawa, Takuya Izako, Takahiro Yamashita, Hiroki Kudo(Nihon University)

#### 9. Abstract

Internal combustion engines have been required to achieve even higher efficiency in recent years in order to address environmental concerns. However, knock induced by abnormal combustion in spark-ignition engines has impeded efforts to attain higher efficiency. Knock characteristics during abnormal combustion were investigated in this study by in-cylinder visualization and spectroscopic measurements using a four-stroke air-cooled single-cylinder engine. The results revealed that knock intensity and the manner in which the autoignited flame propagated in the end gas differed depending on the engine speed.

6. Paper No.(JSAE/SAE)	20179112 / 2017-32-0112
7. Paper title	The Effect of Fuel Composition on Ignition Delay and Knocking in Lean Burn SI Engine
8. Author (Affiliation)	Yasunobu Goto, Dongwon Jung, Toshihisa Ueda, Norimasa Iida (Keio University)

#### 9. Abstract

Super lean burn technology is conceived as one of methods for improving the thermal efficiency of SI engines [1] [2]. For lean burn, reduction of heat loss and the due to decrease in flame temperature can be expected. However, as the premixed gas dilutes, the combustion speed decreases, so the combustion fluctuation between cycles increases. Also, to improve the thermal efficiency, the ignition timing is advanced to advance the combustion phase. However, when the combustion phase is excessively advanced, knocking occurs, which hinders the improvement of thermal efficiency. Knocking is a phenomenon in which unburned gas in a combustion chamber compressed by a piston and combustion gas suffer compression auto-ignition. It is necessary to avoid knocking because the amplitude of the large pressure wave may cause noise and damage to the engine. Also, knocking is not a steady phenomenon but a phenomenon that fluctuates from cycle to cycle. Many studies have already been made on the knocking characteristics that occurred during stoichiometric combustion [3], but there have been no reports on knocking characteristics in super lean burn near the excess air ratio of 2.0. In order to establish super lean burn technology it is essential to grasp the knocking characteristics of super lean burn. In this research, we aim to clarify the factors that fuel composition affects auto-ignition of unburned gas using SIP common 5 component surrogate fuel.

6. Paper No.(JSAE/SAE)	20179118 / 2017-32-0118
7. Paper title	Study on the Suppression of Pressure Wave at Spontaneous Ignition of Gasoline Surrogate Mixture in a Rapid Compression Machine
8. Author (Affiliation)	Kohei Honda, Yusuke Miyachi, Yusuke Usami, Ryohei Toyoda, Koki Yoshida, Masanori Saito, Akira Iijima, Mitsuaki Tanabe (Nihon University)

#### 9. Abstract

Factor of pressure wave growth due to spontaneous ignition is clarified and method of suppressing strong pressure wave is proposed. Experiments of compression ignition of premixed gas were made and relationship among autoignitive propagation velocity, heat release rate and pressure wave due to spontaneous ignition of end gas was quantitatively evaluated using a Super Rapid Compression Machine (SRCM)[1 ~ 3]. The gasoline surrogate composed of iso-octane, normal-heptane, methyl cyclohexane, diisobutylene and toluene was used for fuel. As a result, it was found that the growth of the pressure wave at the spontaneous ignition depends on autoignitive propagation velocity and the heat release. The pressure amplitude is reduced with decreasing autoignitive propagation velocity and heat release rate. To suppress the strong pressure wave by realizing high temperature gradient with vortices in cylinder, turbulent condition whose turbulent intensity is about 3 m/s was applied. It was found that the strong pressure wave can be suppressed by the turbulence.

1. Date	November 16 <sup>th</sup> Thursday
2. Room.	A (Merak 1)
3. Time	15:00-16:30
4. Session	Advanced Combustion II
5. Chair (Affiliation), Co-chair (Affiliation)	Akihito Kasai (Honda R&D Co., Ltd.), Simona Silvia Merola (Istituto Motori-CNR)

6. Paper No.(JSAE/SAE)	20179119 / 2017-32-0119
7. Paper title	Analysis of Interaction between Autoignition and Strong Pressure Wave Formation during Knock in a Supercharged SI Engine based on High Speed Photography of the End Gas
8. Author (Affiliation)	Akira Iijima, Takuya Izako, Takahiro Ishikawa, Takahiro Yamashita, Shuhei Takahata, Hiroki Kudo, Kento Shimizu, Mitsuaki Tanabe, Hideo Shoji(Nihon University)

#### 9. Abstract

Engine knock is the one of the main issues to be addressed in developing high-efficiency spark-ignition (SI) engines. In order to improve the thermal efficiency of SI engines, it is necessary to develop effective means of suppressing knock. For that purpose, it is necessary to clarify the mechanism generating pressure waves in the end-gas region. This study examined the mechanism producing pressure waves in the end-gas autoignition process during SI engine knock by using an optically accessible engine. Occurrence of local autoignition and its development process to the generation of pressure waves were analyzed under several levels of knock intensity. The results made the following points clear. It was observed that end-gas autoignition seemingly progressed in a manner resembling propagation due to the temperature distribution that naturally formed in the combustion chamber. Stronger knock tended to occur as the apparent propagation speed of autoignition increased. It is particularly notable that a condition was observed in which the apparent propagation speed of autoignition through the end gas clearly exceeded the speed of sound. Exceptionally strong knock occurred at that time. The measured results for the actual development of autoignition made it clear that extremely strong knock, such as what occurs under high-speed, high-load operation and also that induced by low-speed pre-ignition (LSPI) in a super charged downsized engine under low-speed, high-load operation (Super-Knock), is presumably caused by such phenomena. In other word, extremely strong knock is caused by detonation phenomena produced in auto ignition process.

6. Paper No.(JSAE/SAE)	20179091 / 2017-32-0091
7. Paper title	The Possibility for Realization of Dual Combustion Cycle for Spark Ignition Engine
8. Author (Affiliation)	Koji Yoshida (College of Science and Technology, Nihon University)

#### 9. Abstract

The purpose of this study is to operate the spark ignition engine by the dual combustion cycle. The dual combustion cycle has two combustion processes; these are the constant volume combustion and the constant pressure combustion. The lean combustion and the direct fuel injection were applied to realize the dual combustion cycle for spark ignition engines. The combustion of lean mixture was corresponding to the constant volume combustion. The fuel was directly injected to combustion chamber and was burned with the remained oxygen after the lean combustion, so that this was corresponding to the constant pressure diffusion combustion. The combustion experiments were conducted by using the constant volume vessel. The lean propane-air mixture of which equivalence ratios were 0.6, 0.7, 0.8 and 0.9 were used and liquid n-heptane was injected by using the high-voltage electrical discharge.

6. Paper No.(JSAE/SAE)	20179120 / 2017-32-0120
7. Paper title	Chemical Reaction Processes of Fuel Reformation by Diesel Engine Piston Compression of Rich Homogeneous Air-Fuel Mixture
8. Author (Affiliation)	Go Asai(YANMAR Co., Ltd.), yusuke Watanabe, Shuntaro Ishiguro, Gen Shibata, Hideyuki Ogawa, Yoshimitsu Kobashi(Hokkaido University)

#### 9. Abstract

To extend the operational range of premixed diesel combustion, fuel reformation by piston induced compression of rich homogeneous air-fuel mixtures was conducted in this study. Reformed gas compositions and chemical processes were first simulated with the chemistry dynamics simulation, CHEMKIN Pro, by changing the intake oxygen content, intake air temperature, and compression ratio. A single cylinder diesel engine was utilized to verify the simulation results. With the simulation and experiments, the characteristics of the reformed gas with respect to the reformer cylinder operating condition were obtained. Further, the thermal decomposition and partial oxidation reaction mechanisms of the fuel in extremely low oxygen concentrations were obtained with the characteristics of the gas production at the various reaction temperatures.

The main reformed products were hydrogen (H<sub>2</sub>), carbon monoxide (CO), carbon dioxide (CO<sub>2</sub>), methane (CH<sub>4</sub>), and ethylene (C<sub>2</sub>H<sub>4</sub>) and the results indicated that the reforming depends on the maximum temperature in the cylinder, however, the amount of reformed gas is lower than the values predicted by the CHEMKIN simulation.

1. Date	November 16 <sup>th</sup> Thursday
2. Room.	B (Merak 2)
3. Time	13 : 00-14 : 30
4. Session	Alternative Fuels I
5. Chair (Affiliation), Co-chair (Affiliation)	Toru Nakazono (LEMA / YANMAR Co., Ltd.), Iman K. Reksowardojo (Institut Teknologi Bandung)

6. Paper No.(JSAE/SAE)	20179070/2017-32-070
7. Paper title	Thermodynamic Loss Analysis of a high power motorcycle engine with focus on alcohol blended fuels
8. Author (Affiliation)	Stephan Anton Jandl, Patrick Pertl , Hans-Juergen Schacht , Stephan Schmidt (Graz University of Technology) Stefan Leiber(BRP-Powertrain GmbH & Co KG)

#### 9. Abstract

The development of future internal combustion engines and fuels is influenced by decreasing energy resources, restriction of emission legislation and increasing environmental awareness of humanity. Alternative renewable fuels have, in dependency on their physical and chemical properties, the production process and raw material, the potential to contribute a better well-to-wheel-CO<sub>2</sub>-emission-balance in automotive and non-automotive applications.

The focus of this research is the usage of alcohol fuels like ethanol and 2-butanol in non-automotive high power engines. The different propulsion systems and operation scenarios of non-automotive applications in comparison to automotive applications raise the need for specific research in this area.

6. Paper No.(JSAE/SAE)	20179078/2017-32-0078
7. Paper title	Optical Analysis in Alcohol-Blended Fuels on the Mixture Preparation and Combustion Behaviour of Small Two-Stroke SI Engines
8. Author (Affiliation)	Justus Wessling, Fabian Titus , Fabian Rauber , Justus Wessling , Kai W. Beck (MOT GmbH) Tim Gegg, Tilmann Seidel, Florian Schumann(ANDREAS STIHL AG & Co. KG)

#### 9. Abstract

Small gasoline engines are used in motorcycles and handheld machinery, because of their high power density, low cost and compact design. The reduction of hydrocarbon emissions and fuel consumption is an important factor regarding the upcoming emission standards and operational expenses. The scavenging process of the two-stroke engine causes scavenging losses [1]. A reduction in hydrocarbon emissions due to scavenging losses can be achieved through a better understanding of the inner mixture formation. The time frame for fuel vaporization is limited using two-stroke SI engines by the high number of revolutions. With crank angle resolved optical methods it is possible to analyze the mixture formation behavior and combustion. A topic of these investigations is the use of alternative fuels such as alcohol- or butanol-blends and the analysis of their impact on the engine behavior. These fuels show high potential for further reduction of exhaust emission

6. Paper No.(JSAE/SAE)	20179092/2017-32-0092
7. Paper title	Spectroscopic investigation of initial combustion stages in a SI engine fuelled with ethanol and gasoline.
8. Author (Affiliation)	Adrian Irimescu, Silvana Di Iorio , Simona Silvia Merola , Paolo Sementa , Bianca Maria Vaglieco (Istituto Motori)

#### 9. Abstract

It is well known that ethanol can be used in spark-ignition (SI) engines as a pure fuel or blended with gasoline. High enthalpy of vaporization of alcohols can affect air-fuel mixture formation prior to ignition and may form thicker liquid films around the intake valves, on the cylinder wall and piston crown. These liquid films can result in mixture non-homogeneities inside the combustion chamber and hence strongly influence the cyclic variability of early combustion stages. Starting from these considerations, the paper reports an experimental study of the initial phases of the combustion process in a single cylinder SI engine fueled with commercial gasoline and anhydrous ethanol, as well as their blend (50%vol alcohol). The engine was optically accessible and equipped with the cylinder head of a commercial power unit for two-wheel applications, with the same geometrical specifications (bore, stroke, compression ratio). Ultra-violet (UV) natural emission spectroscopy measurements ranging from 250nm to 470nm wavelength and simultaneous thermodynamic analysis were used to better understand the effect of ethanol content on flame kernel inception and development. All experiments were conducted at wide open throttle (WOT), with stoichiometric air-fuel mixtures, fixing the engine speed at 2000rpm. Optical investigations allowed to follow the evolution of chemical species that marked the spark discharge (cyano CN and hydroxyl OH radicals) as well as flame front initial growth (OH and carbyne CH radicals). Vibrational and rotational temperatures were calculated during the arc and glow phase by the ratio between the emission intensity of CN and OH radicals.

1. Date	November 16 <sup>th</sup> Thursday
2. Room.	B (Merak 2)
3. Time	15 : 00-16 : 00
4. Session	Alternative Fuels II
5. Chair (Affiliation), Co-chair (Affiliation)	Hiroya Ueda (Honda R&D Co., Ltd.) Ken Fosaaen (Kerdea Technologies)

6. Paper No.(JSAE/SAE)	20179054 / 2017-32-0054
7. Paper title	The Effect of Gasoline-Ethanol Blended on Performance and Emission of a Fuel Injection Motorcycle 115 cc with Automatic Transmission in Indonesia
8. Author (Affiliation)	Iman Kartolaksono Reksowardojo, Phonethip Trichanh, Kevin Ferdyanin, Mega Zulfikar Akbar(Institut Teknologi Bandung )

#### 9. Abstract

Ethanol is a renewable energy source derived from plants and its mixture of gasoline is already widely used to replace fossil fuel. This research aims to investigate the effect of ethanol blends with pure gasoline to the rate of fuel consumption and emissions of fuel injection motorcycle 115 cc with automatic transmission which is the population is dominant in Indonesia. Variations of the bioethanol mixture are 0%, 5%, 10%, and 20% ethanol. The experiment conducted in two different conditions by using three ways catalytic converter (TWC) in the exhaust pipe and without using TWC in exhaust pipe. First, The AFR is set in stoichiometry condition ( $\lambda = 1$ ) and ignition timing set in MBT timing using modified ECU. Second, the quality of mixture has leaner AFR and standard timing ignition. The experiment performed on the chassis dynamometer and refers on the standard cycle ECE 15.

The results of this experiment showed that increment of ethanol content in the fuel makes the rate of fuel consumption and CO<sub>2</sub> emission both increased but CO and HC emissions decreased. The use of modified ECU makes the rate of fuel consumption is higher because of richer AFR, but the emissions of HC and CO emission were lower compared to unmodified ECU. The lowest NO<sub>x</sub> emission in modified ECU resulted from E10 fuel while in original ECU resulted from E5

6. Paper No.(JSAE/SAE)	20179063 / 2017-32-0063
7. Paper title	Extending Lean Operational Limit of Gasoline Direct Injection (GDI) Engine Fuelled with Hydrogen Rich Gas from Plasma Fuel Reformer
8. Author (Affiliation)	B PREM ANAND, K Kumara vel, C G Saravanan (Annamalai University)

#### 9. Abstract

In a practical sense, lean burning engines are limited by the onset of engine misfiring as the lean flammability limit of any fuel is approached. Due to misfire, engine power declines rapidly, while unburned hydrocarbon emissions increase and produces unacceptable high NO<sub>x</sub> near the lean flammability limit of gasoline. Gasoline has a relatively low dilution limit with combustion deteriorating rapidly as excess air is added. Hydrogen may be used to extend the lean limit of conventional fuel in order to stabilize lean combustion. No nationwide distribution system exists for hydrogen and its storage as a high-pressure gas or cryogenic liquid requires vehicle capabilities which do not exist commercially. These potential difficulties, however, can be avoided by generating hydrogen in an on-board gas generator using partial oxidation (POX) method from hydrocarbon fuel and supplemented to the Gasoline Direct Injection (GDI) engine.

The overall experimental structure consists of gasoline direct injection (GDI) engine, GDI system which includes Electronic Control Module (ECM) and fuel injection assembly, on-board plasma fuel reformer (PFR) and Eddy Current Dynamometer as power measurement device. The PFR was designed to operate minimum air pressure 1.5 bar and fuel flow rate between 0.4 kg/hr to 0.6 kg/hr with an air fuel ratio (AFR) range from 4 to 7. PFR supplies hydrogen rich gas (HRG) continuously to gas injector and pressure in fuel line was regulated by hydrogen gas control device.

Performance tests were conducted on GDI engine under varied operating parameters such as air fuel ratio, spark timing and injection timings with definite fraction of Hydrogen rich gas (HRG). Experiment were performed hydrogen rich gas (HRG) fraction with fractions varied from 10%, 18% and 30% in mass flow rate 1.653mg/cycle, 2.9748mg/cycle and 4.958 respectively for homogeneous operation. The theoretical lower limit for gasoline is 0.58, but engine operating conditions forced to attained lean limit at 0.64. HRG fraction extended the lean limit equivalence ratio 0.62, 0.58, and 0.52 respectively, where 0.58 is the lower limit equivalence ratio of gasoline corresponding to 18% HRG. The test results revealed that despite reduction of HC, CO emission HRG would lead to higher NO<sub>x</sub> emission if spark timing is not optimized.

Engine experiments were performed at MBT spark timing with supplementation of HRG on homogeneous operation. At MBT spark timing combustion duration has reduced 17.42%, 21.50% and 20.45% with supplementation of HRG flow rate 1.653mg/cycle, 2.9748mg/cycle and 4.958mg/cycle respectively. After optimizing spark timing to MBT, engine efficiency marginally increased with the increase of hydrogen fraction. NO<sub>x</sub> emission for different hydrogen fraction showed little difference at the MBT spark timing. The results exhibited a conclusion that HRG supplementation could significantly extend the lean operation limit of gasoline fuel, improve the engine's lean burn ability, decrease burn duration and exhaust emissions.

1. Date	November 16 <sup>th</sup> Thursday
2. Room.	C (Merak 3)
3. Time	13:00 - 14 :30
4. Session	Emissions&Environmental Impact I
5. Chair (Affiliation), co-chair (Affiliation)	Hiroimi Deguchi (SUZUKI MOTOR CORPORATION), Kai Beck (STIHL)

6. Paper No.(JSAE/SAE)	20179009 / 2017-32-0009
7. Paper title	A theoretical study of interaction between platinum and oxide support for exhaust gas purification catalyst
8. Author (Affiliation)	Kazuya Miura, Toyofumi Tsuda, Akio Hikasa, Hiroyuki Minokoshi, Fumikazu Kimata(Suzuki Motor Corp), Ryo Watanabe, Choji Fukuhara(Shizuoka University)

#### 9. Abstract

We researched the interaction between the platinum and an oxide support by the HSAB (Hard-Soft-Acid-Base) concept, to obtain the guideline for superior exhaust-gas purification catalyst. The Density Functional Theory (DFT) calculation provided the chemical potential and chemical hardness via the eigenvalue of the Valence Band Maximum and Conduction Band Minimum. Moreover, it was found that the interaction depends on the chemical potential and chemical hardness, e.g., the metallic Pt cluster (Pt1, Pt3) had a greater interaction with the support oxide having a lower chemical hardness, on the other hand, the oxidized Pt cluster (Pt1O1, Pt1O2, Pt1O3, Pt1O4, Pt3O6) tends to be stabilized on the support oxide with a higher chemical potential. These results could be explained by the HSAB concept. It was also found that the oxidation energy of the supported Pt cluster corresponds well to the actual valency of the supported Pt, furthermore, the particle size of the Pt after the thermal treatment depends on the chemical potential. □ ..

6.Paper No.(JSAE/SAE)	20179011 / 2017-32-0011
7. Paper title	Study of Ion current application for misfire detection in motorcycle application
8. Author (Affiliation)	Lorenzo Mucciarella, Alberto Grimaldi, Francesco Virgili (Eldor Corporation)

#### 9. Abstract

Concerning internal combustion engine, the analysis and evaluation of combustion quality and pollutant agents raised to the attention of public opinion and worldwide authorities. Moreover the quality of the combustion of IC engine affects the insight of bike/car also from the customer point of view. The possibility to monitor engine behavior is a target that every car/motorcycle OEM is seeking to withstand legislated pollutant limit. As requested from EURO V OBD Stage II, starting from 2020 year it will be requested to monitor all the emission related components. In particular the legislator request to monitor the frequency of misfire, because of possible damages to catalyzer, in fact damages to this component can dramatically affect pollutant emission to the tail pipe. This article introduces a method for combustion quality and misfire monitoring for motorcycle engine based on ion current flowing in an electronic circuit in which the sensing element is the common spark plug. It is well known that motorcycle engine characteristics as increased speed, low inertia and chain transmission represent limits and challenges for conventional misfire monitoring based on engine speed sensor. The aim of the paper is to demonstrate that the use of ion current for combustion analysis is suitable and reliable for motorcycle application. □ ..

6. Paper No.(JSAE/SAE)	20179116 / 2017-32-0116
7. Paper title	Effect of Coolant Water and Intake Air Temperatures on Thermal Efficiency of Gasoline Engines
8. Author (Affiliation)	Naohiro Hasegawa, Yasuo Moriyoshi, Tatsuya Kuboyama(Chiba Univercity), Mitsuru Iwasaki(Calsonic Kansei Corporation)

#### 9. Abstract

It is prospected that SI gasoline engine will still play an important role as a power source in the next 30 years, and the improvement of thermal efficiency of SI gasoline engine is strongly demanded. Recently, various technologies like the increasing compression ratio, direct injection and supercharged downsizing are developed to improve the thermal efficiency. These approaches normally result in the extra complex structures and increasing cost by required supplement of some devices. For small general purpose engines, it is difficult to use these approaches leading to complex structure and initial cost increasing from the view point of mountability, portability, robustness and economy. On the other hand, the optimization of thermal system management might improve the thermal efficiency without the large changes from conventional structure and increasing cost much. In the past study, it was indicated that changing coolant temperature by engine running conditions, not keeping coolant temperature to a constant, was possible to obtain a better thermal efficiency. Increasing compression ratio is considered as one of the effective approaches to improve the thermal efficiency, but knocking suppression is necessary. Cooling engine is effective to suppress the knock, but an excess of cooling engine leads to the increasing heat loss. Then the study that improvement of anti-knock capability by lowering coolant temperature of the engine partially which restrained the cylinder temperature was reported. □ ..



1. Date	November 16 <sup>th</sup> Thursday
2. Room.	C (Merak 3)
3. Time	15:00 - 16:30
4. Session	Emissions&Environmental Impact II
5. Chair (Affiliation), co-chair (Affiliation)	Hiromi Deguchi (SUZUKI MOTOR CORPORATION), Kai Beck (STIHL)

6. Paper No.(JSAE/SAE)	20179041 / 2017-32-0041
7. Paper title	Current findings in measurement technology and measurement methodology for RDE and fuel consumption for two-wheeler-applications
8. Author (Affiliation)	Johannes Hiesmayr, Roland Kirchberger, Stephan Schmidt, Christian Zinner, Patrick Filips, Stefan Hausberger (Graz University of Technology), Roland Wanker, Hubert Friedl(AVL List GmbH)

#### 9. Abstract

In recent times it turned out that real world operating scenarios have a major influence on regulation and homologation of emissions and fuel consumption. Having in mind the worldwide ambitions to reduce emissions of climate-relevant and environmentally harmful gases and the exploitation of fossil resources, deep understanding concerning the real drive behavior of mobile sources has to be acquired. It is a well-known fact that emissions and fuel consumption of e.g. passenger cars, operated in real world conditions, considerably differ from the officially published values.

There will be officially regulated emissions by the European Commission by means of real driving scenarios for passenger cars and commercial vehicles certified by Euro 6d from September 2017. A methodology to measure RDE real drive emissions is therefore well approved for heavy duty vehicles and automotive applications but may not be adapted similar to two-wheeler-applications. This is because of several arguments, like changing the vehicle dynamic when using a state of the art PEMS portable emission measurement system or due to the limited period of the year to be able to measure on-road with motorcycles in Europe, among others. ....

6. Paper No.(JSAE/SAE)	20179042 / 2017-32-0042
7. Paper title	Results, assessment and legislative relevance of RDE and fuel consumption measurements of two-wheeler-applications
8. Author (Affiliation)	Johannes Hiesmayr, Roland Kirchberger, Stephan Schmidt, Christian Zinner, Patrick Filips, Stefan Hausberger (Graz University of Technology), Roland Wanker, Hubert Friedl(AVL List GmbH)

#### 9. Abstract

In recent times it turned out that real world operating scenarios have a major influence on regulation and homologation of emissions and fuel consumption. Having in mind the worldwide ambitions to reduce emissions of climate-relevant and environmentally harmful gases and the exploitation of fossil resources, deep understanding concerning the real drive behavior of mobile sources has to be acquired. It is a well-known fact that emissions and fuel consumption of e.g. passenger cars, operated in real world conditions, considerably differ from the officially published values.

There will be officially regulated emissions by the European Commission by means of real driving scenarios for passenger cars and commercial vehicles certified by Euro 6d from September 2017. A methodology to measure RDE real drive emissions is therefore well approved for heavy duty vehicles and automotive applications but was not adapted for two-wheeler-applications yet. Hence measurements have been performed for motorcycles with the state of the art measurement equipment at the Graz University of Technology to be prepared for possible future legislation.

Three four stroke petrol engine motorcycles were driven by four different riders on selected road segments that are representative for parts of mentioned real drive scenarios. Measurements at established on-road test cycles for passenger cars and chassis dynamometer measurements for comparison have been performed additionally.

.....

1. Date	November 16 <sup>th</sup> Thursday
2. Room.	D (Nuri 1)
3. Time	13:00 – 14:30
4. Session	Measurement & Simulation II
5. Chair (Affiliation), Co-chair (Affiliation)	Michihisa Nakagawa (Kawasaki Heavy Industries, Ltd.) Stephan Schmidt (Graz University of Technology)

6. Paper No.(JSAE/SAE)	20179027 / 2017-32-0027
7. Paper title	Numerical Transient Thermo-Mechanical Analysis of Cylinder Head and Valve within a 400cc Engine
8. Author (Affiliation)	Chien-Hsiung Tsai(National Pingtung University of Science and Technology), Hui-Hui Huang(Kun Shan University), Wei-Chun Chang(National Pingtung University of Science and Technology)

#### 9. Abstract

In this paper, the temperature of coupling system including cylinder, head, inlet/exhaust valve, and the cooling jacket of a 400cc engine is investigated by computational fluid dynamic (CFD) method. Firstly, the total pressure loss of water jacket, radiator, and thermostat is calculated first, and then the mass flow rate inside the cooling system can be determined by fitting the water pump's performance curve (P-Q curve). The thermal boundary conditions for analysis of conjugate heat transfer of cooling system, such as combusting gas temperature and heat transfer coefficient are utilizing the results of 1-D engine simulation software (Ricardo WAVE). The current approach is that the heat transfer coefficients of valve while opening are calculated by considering the intake and exhaust stroke using FLUENT to overcome the difficulty of these values that are not modeled in such 1-D software. Finally, the finite element method (FEM) is used for the valve stress calculation. The results indicate that the temperature, pressure loss and the flow rate of coolant exhausted from the cooling jacket are concurred with those of experimental results. In addition, the distributions of convective heat transfer coefficients of valves are found to have different behavior for five sections of valve defined in this study...

6. Paper No.(JSAE/SAE)	20179028 / 2017-32-0028
7. Paper title	Numerical Modeling of Heat Dissipation inside the Continuously Variable Transmission of a 400cc Scooter
8. Author (Affiliation)	Hui-Hui Huang(Kun Shan University), Chien-Hsiung Tsai, We-Da Ho(National Pingtung University of Science and Technology)

#### 9. Abstract

In this study, the temperature of solid/fluid inside a continuously variable transmission (CVT) of a 400 cc scooter is investigated numerically utilizing ANSYS FLUENT. The moving reference frame (MRF) technique with conjugate heat transfer between gases and solid rotation/translation are implemented to carry out the simulation. The emphasis of the present study is put on the effects of CVT housing configuration, belt's thermal conductivity, and the heat dissipated from the crankcase on the thermal-flow-field of CVT. The numerical results show that the temperature of the drive/driven pulleys are concurred with those of experimental results. It is found that the proposed design of partition plate inside the CVT housing can direct the flow into belt and prevent the fluid around driven and drive pulley from mixing, and can further decrease the temperatures of the belt and pulley. The increase of thermal conductivity of belt will increase the average temperature of belt but minimize the temperature difference on it. In addition, the temperature of driven pulley will decrease when belt transition from high ratio to low ratio due to the increase of its rotational speed. The heat dissipation from the crankcase to CVT housing is also explored that the ribs in the housing adjacent to the crankcase served as the fin to enhance the heat transfer from engine to CVT housing...

6. Paper No.(JSAE/SAE)	20179097 / 2017-32-0097
7. Paper title	Modeling of Unsteady Heat Transfer Phenomena at the Intake Manifold of a Diesel Engine and its Application to 1-D Engine Simulation
8. Author (Affiliation)	Emir Yilmaz, Hayao Joji, Mitsuhisa Ichiyonagi, Takashi Suzuki(Sophia University)

#### 9. Abstract

In the past two decades, internal combustion engines have been required to improve their thermal efficiency in order to limit hazardous gas emissions. For further improvement of the thermal efficiency, it is required to predict the mass of intake air into cylinders in order to control the auto-ignition timing for CI engines. For an accurate prediction of intake air mass, it is necessary to model the heat transfer phenomena at the intake manifold. From this intention, an empirical equation was developed based on Colburn equation. Two new arguments were presented in the derived formula. The first argument was the addition of Graetz number, where it characterized the entrance region thermal boundary layer development and its effect on the heat transfer inside the intake manifold. As the second argument, Strouhal number was included in order to represent intake valve effect on heat transfer. This study compared experimental data with the present empirical equation, and average error was estimated to be 3.1%, which was significantly improved in comparison with the Colburn equation. Furthermore, derived empirical heat transfer equation was implemented to the intake manifold model of a diesel engine in 1-D engine simulation. The study confirmed the influence of the heat transfer phenomena, and its importance to intake air. At IVC, temperature difference between Colburn equation and derived equation was calculated to be 3.8 K...

1. Date	November 16 <sup>th</sup> Thursday
2. Room.	D (Nuri 1)
3. Time	15:00 – 16:30
4. Session	Measurement & Simulation III
5. Chair (Affiliation), Co-chair (Affiliation)	Michihisa Nakagawa (Kawasaki Heavy Industries, Ltd.) Adrian Irimescu (Istituto Motori-CNR)

6. Paper No.(JSAE/SAE)	20179047 / 2017-32-0047
7. Paper title	Indirect Time-Resolved Visualization of Propagating Flame on Methane-Oxygen Mixture by Densely Installed Multiple Ion-Probes
8. Author (Affiliation)	Tomoaki Yatsufusa, Keigo Kii, Kentaro Takatani, Shinsuke Miyata(Hiroshima Institute of Technology)

#### 9. Abstract

Multiple ion-probes method has an advantage for detailed measurement on high-intensity combustion including engine combustion, oscillation combustion in gas turbine or burner. Multiple ion-probes are installed individually on the surface of the confinement wall in combustion chamber. Detailed behavior of the flame propagation along the chamber wall can be reproduced by the datasets of the flame arrival time detected by individual ion-probes. Main target of this study is to clarify the measurement performance of this multiple ionprobes method for various type of propagating flames generated in confined combustion tube. The characteristics of the flame is largely varied by changing the ratio of dilution with nitrogen on methane-oxygen stoichiometric mixture. No dilution, which means methane-oxygen stoichiometric mixture only, results fastest speed and relatively stable propagation. On the other hand, heavier dilution, which is diluted by larger amount of nitrogen, results lower speed and tabulated propagation. Heavily diluted condition results the propagating flame with lower propagating speed and heavily bent flame front. In addition, propagation velocity was considerably different at each location and each moment. On the other hand, no diluted condition results stable detonation and planner flame front accurately perpendicular to the combustion tube axis was captured. Although measured propagation velocity in 200mm average corresponds to theoretical detonation velocity within 0.5%, fluctuation of 2.4% on velocity was observed in special span of 10mm. This fluctuation seems to be caused by macroexplosion in cell-structure of detonation front...

6. Paper No.(JSAE/SAE)	20179048 / 2017-32-0048
7. Paper title	Precise Measurement of Propagating Flame in 2-Stroke Gasoline Engine by Multiple Ion-Probes
8. Author (Affiliation)	Tomoaki Yatsufusa, Kentaro Takatani, Keigo Kii, Shinsuke Miyata (Hiroshima Institute of Technology)

#### 9. Abstract

Multiple ion-probes method provides fine measurement on propagating flame by using multiple ion-probes installed tow-dimensionally on the wall surface of confined chamber. Each ion-probe detects the arrival of propagating flame and the detecting time is recorded. The data set of flame detecting times is able to re-generate the temporary and spatially detailed behavior of flame propagation. Because ion-probe itself generally has physical and thermal strength, multiple ion-probe method is suitable method for detailed measurement of the combustion resulting pulsatile high pressure such as in reciprocating piston engines. In the present study, flame measurement technic by multiple ion-probes has been experimentally introduced for measuring the combustion in 2-stroke gasoline engine. The present paper reports the detailed results of measurement on propagating flame in the engine. In addition, newly clarified technical issues of this technic is also mentioned. Experimental results shows that this technic is able to capture the flame even in IDLE operation, which usually results weak combustion and very small flame signal. This is realized by high-speed and high-amplification gain by spatially designed amplification circuit. Finally, temporally and spatially resolved flame propagation behavior was re-generated by averaged flame detecting time data in each ion-probe.

6. Paper No.(JSAE/SAE)	20179113 / 2017-32-0113
7. Paper title	Instantaneous Surface Temperature Measurement in Internal Combustion Engine Using Newly Developed Coaxial Type Thin-Film Temperature Sensor
8. Author (Affiliation)	Daijiro Ishii, Hiromi Saito, Yuji Mihara, Yasuo Takagi(Tokyo City University)

#### 9. Abstract

In order to establish standard method to evaluate cooling loss in combustion chamber of internal combustion engines based on measurement of instantaneous heat flux / wall temperature with higher response and accuracy than previously reported coaxial type thin-film temperature sensor by applying thin film fabrication technology based on PVD method (Physical Vapor Deposition method) which improved to realize higher responsiveness than the conventional sensor was developed by the authors, and it was confirmed that the sensor has sufficient durability in conditions in which the hydrogen jet and flame directly contacts surface of the sensor by thin-film material change. The influence of the improvement on the measurement accuracy was verified by numerical analysis including thermoproperty evaluation. In this report, the configuration of measurement system that can measure minute voltage from the sensor with low noise and high response is reported. Furthermore, in addition to the thermoelectromotive force calibration, an instantaneous responsiveness evaluation device (laser calibration device) that can evaluate the responsiveness of instantaneous heat flux of the sensor was developed and evaluated.

1. Date	November 16 <sup>th</sup> Tuesday
2. Room.	E (Kakatua)
3. Time	13:00-14:00
4. Session	Two Stroke Engine I
5. Chair (Affiliation), Co-chair (Affiliation)	Tomoo Shiozaki (Honda R&D Co., Ltd.) Pierre Duret (IFP School)

6. Paper No.(JSAE/SAE)	20179037 / 2017-32-0037
7. Paper title	Analysis of SI and HCCI Combustion in a Two-Stroke Opposed-Piston Free-Piston Engine
8. Author (Affiliation)	Stephan Schneider, Horst Friedrich (German Aerospace Center (DLR)), Marco Chiodi, Michael Bargende (Research Institute of Automotive Engineering and Vehicle Engines Stuttgart (FKFS))

#### 9. Abstract

The German Aerospace Center (DLR) is developing a free-piston engine as an innovative internal combustion engine for the generation of electrical power. The arrangement of the Free Piston Linear Generator (FPLG) in opposed-piston design consists of two piston units oscillating freely, thereby alternately compressing the common combustion chamber in the center of the unit and gas springs on either side. Linear alternators convert the kinetic energy of the moving pistons into electric energy. Since the pistons are not mechanically coupled to a crank train, the bottom and top dead centers of the piston movement can be varied during operation e.g. to adjust the compression ratio. Utilizing these degrees of freedom, the present paper deals with the analysis of different combustion processes in a port scavenged opposed-piston combustion chamber prototype. This contains the experimental investigation of spark ignition (SI) as well as the transition to homogeneous charge compression ignition (HCCI). Based on test bench results, a 3D-CFD model, which has been used to develop the first prototype, is calibrated by actual measurements. The simulation results enable a deeper analysis of scavenging and in-cylinder processes exceeding the measurement possibilities on a test bench.

6. Paper No.(JSAE/SAE)	20179043 / 2017-32-0043
7. Paper title	Practicability and Influencing Factors of a Lean Burn Mode for Two-Stroke Engines in Hand-Held Powertools
8. Author (Affiliation)	Pascal Piecha, Christoph Ninaus, Stephan Schmidt, Roland Kirchberger (Graz University of Technology), Florian Schumann, Tim Gegg (Andreas Stihl AG & Co KG)

#### 9. Abstract

For many applications, such as scooters, hand-held power tools and many off-road vehicles, two-stroke engines are used as a preferred propulsion unit. These engines convince by a good power to weight ratio, a high durability and low maintenance technology and are therefore the first choice in this field of application. In general, already much development effort has been expended to improve those systems. However, an increasing environmental awareness, the protection of health and the shortage of fossil resources are the driving factors to further enhance the internal combustion process of those adapted two-stroke engines. The current focus here is on the reduction of emissions and fuel consumption with an at least constant power output.

1. Date	November 16 th Tuesday
2. Room.	E (Kakatua)
3. Time	15:00 - 16:00
4. Session	Two Stroke Engine II
5. Chair (Affiliation), Co-chair (Affiliation)	Tomoo Shiozaki (Honda R&D Co., Ltd.) Roland Kirchberger (Graz University of Technology)

6. Paper No.(JSAE/SAE)	20179121 / 2017-32-0121
7. Paper title	Development through simulation of a Turbocharged 2-Stroke G.D.I. Engine Focused on a Range-Extender Application
8. Author (Affiliation)	P. Nuccio, D. De Donno, A. Magno (Energy Department, Politecnico di Torino)

#### 9. Abstract

An original 2-stroke prototype engine, equipped with an electronically controlled gasoline direct-injection apparatus, has been tested over the last few years, and the performances of these tests have been compared with those obtained using a commercial crankcase-scavenged 2-stroke engine. Very satisfactory results have been obtained, as far as fuel consumption and unburned hydrocarbons in the exhaust gas are concerned. Large reductions in fuel consumption and in unburned hydrocarbons have been made possible, because the injection timing causes all the injected gasoline to remain in the combustion chamber, and thus to take part in the combustion process. Moreover, a force-feed lubrication system, like those usually exploited in mass-produced 4-stroke engines, has been employed, because of the presence of an external pump. In fact, it is no longer necessary to add oil to the gasoline in the engine, as the gasoline does not pass through the crankcase volume. The aim of this paper is to present the main features of a new 2-stroke engine, which mainly pertain to the adoption of a turbo compressor for the scavenging and supercharging processes, as well as a small volumetric impeller for the start transitory. Because of its limited size, weight and high specific power output, this engine should be of particular interest for range extender applications in electric vehicles. A numerical simulation has been carried out, to confirm results of the experimental phase, by means of a one-dimensional model that has furnished encouraging results.

6. Paper No.(JSAE/SAE)	20179082 / 2017-32-0082
7. Paper title	Potential of a Production DI Two-Stroke Engine Adapted for Range Extender and Motorcycle Applications
8. Author (Affiliation)	Pierre Duret (IFP School), Stéphane Venturi, Antonio Sciarretta (IFP Energies Nouvelles), Nigel Foxhall, Walter Hinterberger (BRP-Rotax)

#### 9. Abstract

The main purpose of this paper will be to investigate if a small snowmobile gasoline Direct Injected (DI) two-stroke engine has the potential to be adapted for two other types of applications: as a range extender (REX) for electric vehicles and for a motorcycle application.

For the REX application, the main requested specifications (NVH, lightweight, compactness, minimum production cost and easy maintenance), correspond well to the main features of DI 2-stroke engines. The potential of a modified production engine operating in part load ultra-low NOx Controlled Auto Ignition (CAI) to meet the Euro 6 emissions standards on the NEDC cycle has already been demonstrated in a previous paper. In the first part of this new paper, we will investigate which solutions can be used to maintain this potential with even stricter legislations based on Euro 6d, WLTP cycle and Real Driving Emissions (RDE).

In the second part of this paper, the feasibility of using the same production DI 2-stroke base engine for a motorcycle application will be studied. To meet the future Euro 4 and 5 motorcycle emissions standards on the new WMTC driving cycle, new combustion strategies have to be implemented. They are based on the use of CAI at part load and of the control of the air-fuel ratio at higher load combined with a 3-way catalyst aftertreatment technology.

The encouraging results achieved show that such small DI 2-stroke engine could be a very attractive candidate for a low emissions motorcycle application as well as for a range extender application in an electric vehicle.



1. Date	November 17 <sup>th</sup> Friday
2. Room.	A (Merak 1)
3. Time	8:00-9:30
4. Session	Advanced Combustion III
5. Chair (Affiliation), Co-chair (Affiliation)	Koji Yoshida ( Nihon University) Simona Silvia Merola (Istituto Motori-CNR)

6. Paper No.(JSAE/SAE)	20179069 / 2017-32-0069
7. Paper title	A Study of Ignition and Combustion in an SI Engine using Multistage Pulse Discharge Ignition
8. Author (Affiliation)	Takuma Furusyo, Kotaro Takeda, Yuki Yoshida, Zhimin Lin, Akira Iijima, Hideo Shoji(Nihon University ), Taichiro Tamida, Takashi Hashimoto(Mitsubishi Electric Corporatio)

#### 9. Abstract

Lean-burn technology is regarded as one effective way to increase the efficiency of internal combustion engines. However, stable ignition is difficult to ensure with a lean mixture. It is expected that this issue can be resolved by improving ignition performance as a result of increasing the amount of energy discharged into the gaseous mixture at the time of ignition. There are limits, however, to how high ignition energy can be increased from the standpoints of spark plug durability, energy consumption and other considerations. Therefore, the authors have focused on a multistage pulse discharge (MSPD) ignition system that performs low-energy ignition multiple times. In this study, a comparison was made of ignition performance between MSPD ignition and conventional spark ignition (SI). A high-speed camera was used to obtain visualized images of ignition in the cylinder and a pressure sensor was used to measure pressure histories in the combustion chamber. The results revealed that MSPD ignition formed a stronger flame kernel than conventional SI under conditions conducive to flame kernel formation. This was found to be effective in promoting stable combustion.

6. Paper No.(JSAE/SAE)	20179111 / 2017-32-0111
7. Paper title	Effects of Spark Discharge Characteristic on Cycle-to-cycle Variations of Combustion for Lean SI Operation with High Tumble Flow
8. Author (Affiliation)	Kosaku Sasaki, Dongwon Jung, Takeshi Yokomori, Norimasa Iida (Keio University)

#### 9. Abstract

It has been shown that lean burn is effective for improving the thermal efficiency of gasoline SI engines. This happens because the reduction of heat loss by decrease of flame temperature. On the other hand, the fuel dilution of the premixed gas makes the combustion speed low, and cycle-to-cycle variations of combustion are increased by excessive dilution, it is difficult to increase the thermal efficiency of the gasoline SI engine. Influence of ignition by spark discharge is considered as a factor of combustion variation, and it is necessary to understand the effects of spark discharge characteristics on the lean combustion process. Spark discharge in the SI engines supplies energy to the premixed-gas via a discharge channel in the spark plug gap which ignites the premixed-gas. The discharge channel is elongated by in-cylinder gas flow and its behavior varies in each cycles. When the discharge channel is elongated, the premixed-gas on the discharge channel increases and the gap resistance increases. As a result, the pattern of the discharge energy supply to the premixed gas by the spark discharge also changes in each cycle. It may affect the lean-burn combustion process. However, the relationship between spark discharge and combustion has not been clarified.

In this study, using an ignition system with 10 ignition coils and an adapter for intensify the tumble flow, we photograph the behavior of the discharge channel with a visualization engine. The relationship between discharge channel length and gap resistance are clarified. Then combustion experiments were carried out, discharge current, discharge voltage and in-cylinder gas pressure were measured at the same time. We investigated the influence of gap resistance on the combustion phase

As a result, there was a correlation between the discharge channel area and the gap resistance. It is possible to estimate the spark discharge channel area from the gap resistance, by measuring the discharge voltage and the discharge current without using the visualization device. When the average gap resistance was more than 45 k $\Omega$ , CA 5 became 0 deg.ATDC or less except for 1 cycle. Therefore, it was revealed that combustion was promoted when the discharge channel was stretched and the gap resistance was large.

1. Date	November 17 <sup>th</sup> Friday
2. Room.	A (Merak 1)
3. Time	10:00-11:30
4. Session	Advanced Combustion IV
5. Chair (Affiliation), Co-chair (Affiliation)	Koji Yoshida ( Nihon University) Simona Silvia Merola (Istituto Motori-CNR)

6. Paper No.(JSAE/SAE)	20179064 / 2017-32-0064
7. Paper title	Fuel Economy Development for a CVT Powertrain on Roller-Chassis Dynamometer and Transfer to Dynamic Engine Testbed
8. Author (Affiliation)	Christian Hubmann, Harald Mayrhofer, Hubert Friedl , Gerald Hochmann(AVL List GmbH)

#### 9. Abstract

The motorcycle and small engine industry is entering a chapter where emission legislation (EU5, BS6) is adapted to the automotive industries and especially CO<sub>2</sub> emission is coming more and more into the focus of the OEMs, the legislative authorities and finally the end-user. Technologies like variable valve actuation, direct gasoline injection and turbo charging are state of the art in the automotive industry and have brought the efficiency of the internal combustion engine onto the next level. Nevertheless the small engine manufacturers are seeking for solutions which are cost efficient as well as simple and easy to apply. Even powertrain complexity is increasing the development efforts have to be kept moderate. Therefore, there is strong request for modern instrumentation and Testbeds which support an efficient and effective development process.

This paper describes the development on an 110cc scooter engine with the main focus on fuel consumption reduction during the hardware development on the engine Testbed as well as chassis dyno . Furthermore, it has been investigated how the efficiency, robustness and reproducibility of the development process and its test environments can be increased by using an advanced dynamic engine Testbed. This innovative Testbed is combined with a belt drive transmission which allows to operate as stationary single cylinder engine, as well as in power pack- (i.e. internal combustion engine including transmission) configuration under steady-state or dynamic operating mode.

6. Paper No.(JSAE/SAE)	20179077 / 2017-32-0077
7. Paper title	Group Combustion Excitation in Randomly Distributed Droplet Clouds Based on Flame-spread Characteristics with Two-droplet Interaction in Microgravity
8. Author (Affiliation)	Herman Saputro, Laila Fitriana (Sebelas Maret University)

#### 9. Abstract

Experiments of flame-spread of fuel droplets have been performed in microgravity actively. However, the experiment has limitation in the number of droplets due to relatively short microgravity durations in the ground based facilities. It is difficult to conduct flame spread experiments of large scale droplet clouds in microgravity. This study conducted simulation of flame-spread behavior in randomly distributed large-scale droplet clouds by using a percolation approach, in order to make a theoretical link the gap between droplet combustion experiments and spray combustion phenomenon with considering two-droplet interaction. Droplets are arranged at lattice points in 2D lattice. The occurrence probability of group combustion (OPGC) is calculated as a function of the mean droplet spacing  $(S/d_0)m$ . The  $(S/d_0)m$  for 0.5 OPGC is defined as the critical mean droplet spacing  $(S/d_0)_{critical}$ , which separates the droplet cloud into two groups if the lattice size becomes infinity; relatively dense droplet clouds in which the group combustion is excited through flame spread and dilute droplet clouds in which the group combustion is never excited. The results show that in 2D droplet arrangements, the  $(S/d_0)_{critical}$  considering two-droplet interaction is higher than that without considering two-droplets interaction.

1. Date	November 17 <sup>th</sup> Friday
2. Room.	B (Merak 2)
3. Time	8:00 - 9:30
4. Session	Alternative Fuels III
5. Chair (Affiliation), Co-chair (Affiliation)	Toru Nakazono (LEMA / YANMAR Co., Ltd.), Iman K. Reksowardojo (Institut Teknologi Bandung)

6. Paper No.(JSAE/SAE)	20159103 / 2015-32-0103
7. Paper title	Development of a fuel injection strategy for a Diesel engine Fumigated with Ethanol
8. Author (Affiliation)	Tripoom – Painrungrot, Chinda Charoenphonphanich (King Mongkut's Institute of Technology Ladkrabang.) Hidenori Kosaka(Tokyo Institute of Technolgy) Manida Tongroon(National Metal and Materials Technology Center)

#### 9. Abstract

Diesel engine are widely use all over the world. Because they can generate high torque even in low speed operation, and they give more efficiency from the fuel input compare to gasoline engine. But diesel engine still releases lots of emission which are harmful to environment. So, many researchers are going to improve the efficiency and reduce the emission from the combustion process. Ethanol is a good choice for alternative fuel which is prefer to dual fuel diesel engine. Because ethanol made from plant such as sugar cane, cassava, sorghum, and so on, which can reduce CO<sub>2</sub> in photosynthesis process. In this study, ethanol will be injected in to the intake manifold to cool down the intake temperature and reduce the amount of diesel fuel consumption. However, there are many parameters that effect to the combustion. Injection timing, injection pressure, and injection amount are some of essential factor that gives different result. This study also uses a technique call internal exhaust gas recirculation. The exhaust valve will be reopened during the intake stroke to vaporize the injected ethanol in the combustion chamber.

The objective of this research is to study the effect of injection timing of dual fuel (diesel and ethanol) on the engine performance and exhaust emissions of a supercharged, single cylinder 4-stroke direct injection compression ignition engine including ethanol fumigation and internal EGR. By varying the diesel injection timing from the original position by 4 degree more and less from -10o ATDC, and also varying the injection pressure of 80, 100, 120 MPa. Then using ethanol fuel as a secondary fuel to replace the energy input from diesel fuel by 10, 20, and 30%. The engine speed will be fixed at 1000 rpm. The injection timing of ethanol is 400o ATDC and the injection pressure is 2 MPa.

6. Paper No.(JSAE/SAE)	20179088/ 2015-32-0749
7. Paper title	An Effect of Bio Diesel Fuel for Low Compression Ratio Diesel Engine Performance
8. Author (Affiliation)	Hikaru Yamada, Koji Yoshida(Nihon University)

#### 9. Abstract

The purpose of this study is to explore an effect of the coconut oil methyl eater (CME) and vegetable oil methyl ester (VME) on a low compression ratio diesel engine performance. The CME and VME were produced from coconut oil and vegetable oil which was made from soybean oil and rapeseed oil, respectively. The coconut and vegetable oils were transformed into the methyl eater by the esterification process and the sodium hydroxide was used as catalyst. The test engine was an air cooled four-stroke single cylinder direct injection small diesel engine with a mechanical fuel injection system. The compression ratios was changed to vary the clearance volume by putting the brass plate between cylinder head and cylinder block and compression ratios of 21.2, 19.3, 18.0, and 17.3 were attempted. Here, the ordinary compression ratio of test engine was 21.2. The engine performance and exhaust gas emissions were measured in the steady operation condition at engine speed of 3600 rpm and the brake mean effective pressure was varied from 100 kPa to maximum at every 100 kPa. The ignition timings of CME and VME were advanced and the maximum cylinder pressures of CME and VME were higher as compared with the diesel fuel in case of low compression ratios, because CME and VME consisted of medium chain fatty acid methyl eaters. However, the COV of maximum cylinder pressure and the COV of indicated mean effective pressure of both CME and VME were almost the same as the diesel fuel when the brake mean effective pressure was more than 200 kPa. This is because the combustion was stabilized at the middle load and high load operation. The brake thermal efficiency of diesel fuel was slightly higher than those of CME and VME for any compression ratios. THC and CO concentrations of CME and VME were lower than those of diesel fuel in case of low compression ratio, because CME and VME were oxygenate fuel. THC and CO concentrations of CME were lower than those of VME because the mass fraction of oxygen in CME was higher than VME. The smoke concentration showed very higher value in any of fuel at the engine high load. This is because amount of fuel injection increased as increasing with the engine load. CME could not reduce the smoke concentration in high load even though CME contained 14.7 wt.% of oxygen atoms. NO<sub>x</sub> concentration of CME was lower than that of diesel fuel for any compression ratios in the high load operation, because the maximum rate of heat release of CME was lower than diesel fuel due to the superior ignition feature of CME. The CO<sub>2</sub> and SO<sub>2</sub> concentrations in any of fuel were almost the same at any operating conditions. Therefore, CME and VME were adaptable as alternative fuel for the low compression ratio diesel engine, because ignition characteristics of CME and VME were improved in case of low compression ratio.

1. Date	November 17 <sup>th</sup> Friday
2. Room.	B (Merak 2)
3. Time	10:00 - 11:30
4. Session	Lubricants
5. Chair (Affiliation), Co-chair (Affiliation)	Toru Nakazono (LEMA / YANMAR Co., Ltd.) Mike Marcella (Maxima Racing Oils)

6. Paper No.(JSAE/SAE)	Organized speech
7. Paper title	Durability of Multi Grade Motor Cycle Engine Oil
8. Author (Affiliation)	Mia Krishna, Fathona Shorea, Nabila(Pertamina Lubricants)

9. Abstract

Motorcycle population in Indonesia hits more than 126 million units in 2017. Align with the situation, concern on motorcycle emission and fuel economy is growing and this contributing to the trend of thinner and multi grade engine oil application.

With such application, the role of engine oil durability becomes more important. This study is held to understand the durability of engine oil and whether the current properties in the quality standard are able to differentiate the durability of available motorcycle engine oil in the market.

6. Paper No.(JSAE/SAE)	20179008/ 2017-32-0008
7. Paper title	Delivering Fuel Economy with Motorcycle Oil Additive Technology
8. Author (Affiliation)	Pei Yi Lim ,Youhei Inagaki (Infineum Singapore Pte Ltd)

9. Abstract

Sustainability trends and reduced fuel consumption as a value proposition to end users have led to ever-increasing focus on fuel efficiency in the personal mobility segment. This is evident in the development of smaller and lighter engine hardware with optimized combustion systems as well as the lowering of engine oil viscosity grades and formulation of additives with improved friction properties. Due to the unique challenges of lubricating motorcycle engines, the development of fuel efficient motorcycle engine oil presents several technical dilemmas. The reduction of oil viscosity gives rise to durability concerns particularly in such high temperature and high speed operating conditions, while the formulation of additives with lower friction properties may affect clutch friction that is necessary for a manual motorcycle. Hence, this study was embarked on to develop a 4T motorcycle engine oil formulation that can achieve fuel economy credits without compromising clutch friction and durability.

The development began with a fundamental understanding of the surface and viscometric effects from each major component of the formulation (including within the additive system, the basestocks and the formulation viscometrics) and across each lubrication regime (i.e. from the boundary to hydrodynamic regime). This was followed by the optimization of these components to maximize fuel economy credits. Finally, a prototype was developed through a balanced combination of these components to provide a well-rounded friction reduction across the entire lubrication regime, as benchmarked against an SAE 10W-30 OEM Genuine Oil. The preliminary friction screening tools used in this study were bench tests (i.e. SRV, HFRR and MTM) run under carefully selected test conditions, with the fuel economy data subsequently validated through a chassis dynamometer test based on the World Motorcycle Test Cycle in an actual motorcycle. In addition, to assess the hypothesis that engine friction can be reduced without compromising clutch friction and durability, the prototype was put through the JASO T903:2016 and modified FZG gear pitting tests. The results of this extensive fundamental understanding and performance evaluation activity will be presented in detail in this paper.

6. Paper No.(JSAE/SAE)	20179095 / 2017-32-0095
7. Paper title	Effect of Biofuel and Soot on Metal Wear Characteristic using Electron Microscopy and 3D Image Processing
8. Author (Affiliation)	Preechar Karin, Warawut Amornprapa, Phiranat Khamsrisuk, Pol-ake Budsayahem , Pattara Chammana (King Mongkut's Institute of Technology Ladkrabang) Katsunori Hanamura(Tokyo Institute of Technology) Kobsak Sriprapha(National Electronics and Computer Technology Center)

9. Abstract

The characteristics of soot affecting on engine oil degradation and metal wear would be studied. Soot particle contamination in engine oil was simulated using pure carbon black. Micro-nanostructure of soot particles were studied by Scanning electron microscopy (SEM), Transmission electron microscopy (TEM) and Laser diffraction spectroscopy (LDS). The metal wear behavior was studied by means of a Four-Ball tribology test with wear measured. Wear roughness in micro-scale was also investigated by high resolution Optical microscopy (OM), 3D rendering optical technique and SEM image processing method. Moreover, the impact of biofuel on engine oil degradation and metal wear was also reported.

1. Date	November 17 <sup>th</sup> Friday
2. Room.	C (Merak 3)
3. Time	08:00 - 9 :30
4. Session	Emissions&Environmental Impact III
5. Chair (Affiliation), co-chair (Affiliation)	Hiromi Deguchi (SUZUKI MOTOR CORPORATION), Kai Beck (STIHL)

6. Paper No.(JSAE/SAE)	20179076 / 2017-32-0076
7. Paper title	Motorcycle Emission Profiles in Bandung City, Indonesia
8. Author (Affiliation)	Adyati P Yudison, Driejana Driejana, Iman K Reksowardojo, Aminudin Sulaeman (Institut Teknologi Bandung)

9. Abstract

Motorcycles account for almost 80% of private vehicle in Indonesia, with annual growth rate of 12%/year. This paper aims to investigate the emission profiles of CO<sub>2</sub>, CO, HC and NO<sub>x</sub> based on typical fuel and motorcycle types in Indonesia. Questionnaire survey was undertaken to gather fuel type, engine technology and capacity that represent motorcycle population in Bandung City, Indonesia. Emissions were measured based on 6 speed variations on chassis dynamometer. Questionnaire survey from 290 respondent shows that Euro II and Euro III technology with engine capacity less than 150 is the most utilized type of motorcycle in Bandung. Most of user choose RON 90 and RON 92 gasoline. Based on the results, 4 group of 5 motorcycle of EIIIRON90, EIIRON92, EIIIRON90, and EIIIRON92 were tested. Emission data shows that the higher the speed the lower the emission, except for CO and NO<sub>x</sub> which have different pattern. ....

6.Paper No.(JSAE/SAE)	20739094 / 2017-32-0094
7. Paper title	Impact of Biodiesel on Small CI Engine Combustion Behavior and Particle Emission Characteristic
8. Author (Affiliation)	Preechar Karin, Chinda Charoenphonphanich, Jiramed Boonsakda, Park Watanawongskorn, Eakkawut Saenkhumvong, Settavit Sirivarocha, Sippakorn Rungsratanapaisan(King Mongkut's Institute of Technology Ladkrabang) Nuwong Chollacoop(National Science and Technology Development Agency), Katsunori Hanamura(Tokyo Institute of Technology)

9. Abstract

A diesel engine is a high thermal efficiency and durability. However, in-use diesel engines produce high concentration of particulate matter (PM). PM must be removed from the exhaust gas to protect human health. This research describes biodiesel engine performance, efficiency and combustion behavior using combustion pressure analyzer. Moreover, PM emitted from CI engines can be reduced by using renewable bio-oxygenated fuels. The particle size and quantity of biofuel are smaller than that of fossil diesel. Nanostructure and aggregation behavior should be investigated for better understanding. The nanostructures and morphology of fossil fuel and biofuel PMs would be investigated by using a Scanning electron microscopy (SEM), Transmission electron microscopy (TEM) and Laser diffraction spectroscopy (LDS).

6. Paper No.(JSAE/SAE)	20179126 / 2017-32-0126
7. Paper title	A Visualization Study of Soot Production and Oxidation Characteristics Under Diesel Engine Like Conditions
8. Author (Affiliation)	Huynh Thanh Cong, Cong Thanh Huynh (Ho Chi Minh City University of Technology), Akihiko Azetsu, Takahiro Kashima, Daisuke Komasaki, Yuta Saito (Tokai University)

9. Abstract

To explore the production and oxidation characteristics of soot in the flame of diesel jet under the condition equivalent to the direct injection diesel engine condition, the effect of three different important parameters (including injection pressure, injection duration, and oxygen concentration) are experimentally examined. For these purposes, a small CVCC (constant volume combustion chamber) with the volume of 60cc equivalent to the volume of combustion chamber of automotive diesel engine is used. To obtain the experimental data of soot production and oxidation, in experiments, the ambient condition of temperature, pressure and oxygen concentration before injection timing are prepared by the combustion of lean hydrogen mixture (with help of 8 spark plugs) at a high temperature and pressure condition around 1000K and 4.5MPa. The common rail type injector with 8 injection holes for modern diesel engine is attached to this vessel. Injection pressures are set up at 80, 100, and 120 MPa. The effects of three important factors are analyzed including: (1) different injection pressures with constant injection mass; (2) different injection pressures with constant injection duration; (3) oxygen concentrations of 21% and 17% in volume. ....



1. Date	November 17 <sup>th</sup> Friday
2. Room.	C (Merak 3)
3. Time	10:00 – 11:30
4. Session	Vehicle Components
5. Chair (Affiliation), Co-chair (Affiliation)	Hisayuki Sugita (SUZUKI MOTOR CORPORATION), Ignatius P. Nurprasetio (Institut Teknologi Bandung)

6. Paper No.(JSAE/SAE)	20179049 / 2017-32-0049
7. Paper title	Development of Titanium Fuel Tank Applied for Mass-production Motocrossers
8. Author (Affiliation)	Kohei Hirano, Yuki Chihara (Honda R&D Co., Ltd.)

9. Abstract

The new titanium fuel tank has been developed to reduce weight of the fuel tank of production motocrossers. While the titanium permits deep drawing to shape a tank by presswork, the processing of titanium material is difficult, hence no past application of the material for a motorcycle fuel tank. This project was aimed at development of new techniques for mass production of titanium fuel tanks, and succeeded in mass production of titanium fuel tanks having an adequate durability to apply to a motocrosser that can receive a strong impact while driving. As a result, approximately 40% of weight reduction from the plastic fuel tank having the same fuel capacity was realized.

6. Paper No.(JSAE/SAE)	20179123 / 2017-32-0123
7. Paper title	Design of Motorcycle Front Fork for Impact Loads
8. Author (Affiliation)	Girish Kokane, Dinesh Kalani, Ravindra Kharul, Muragendra Magdum (Endurance Technologies Ltd.)

9. Abstract

With advancements in powertrain technologies & light weighting of vehicle structures, the average driving speeds of motorcycles are increasing. This makes it important to safeguard the vehicle structure from possible impact loads or crash events. The front suspension of a motorcycle typically consists of telescopic front fork which acts as a structural member as well. Thus modern vehicle front forks should be designed keeping in mind frontal impacts as well. Which means the structural stiffness of front fork needs to be optimally designed so that during impacts, the structure should deflect absorbing the bulk of the impact energy safeguarding the rest of the vehicle structure including chassis. At the same time the front fork should not break.

The popular design improvement techniques like increasing section modulus, heat treatments to increase strength may or may not have positive effect on impact strength. Even some of the finite element analysis techniques like linear and/or static analysis would not be able to simulate the impact dynamics. The impact testing would not be always feasible during new product development.

This paper focusses on a virtual simulation methodology for predicting the behavior of front fork under impact loads. Various design aspects, critical to impact performance are identified. An exhaustive impact testing is done for multiple design configurations. It is well known that the failure mechanism under impact events is different from the conventional failure modes & the impact simulation methodology successfully captures it well. Further based on the simulation, design philosophy & guidelines are arrived at to ensure design adequacy under impact loads.

1. Date	November 17 <sup>th</sup> Friday
2. Room.	D (Nuri 1)
3. Time	8:00 - 9 :30
4. Session	Measurement & Simulation IV
5. Chair (Affiliation), co-chair (Affiliation)	Tadao Okazaki (Kubota Corporation), Adrian Irimescu (Istituto Motori-CNR)

6. Paper No.(JSAE/SAE)	20179071 / 2017-32-0071
7. Paper title	Simulation based optimization of a motorcycle drivetrain by the integration of a novel continuously variable planetary transmission
8. Author (Affiliation)	Juergen Tromayer, Michael Gaber (Graz University of Technology), Scott McBroom, Fern Thomassy (Fallbrook Technologies Inc.)

9. Abstract

Drive trains of motorcycles, especially on small low-cost vehicles for daily use can contribute quite a lot to the overall fuel economy as well as the emission output. Meeting upcoming emission limits such as EURO 5 with comparatively simple and low-cost vehicles will be very challenging. On the engine side, a big effort in terms of fuelling, combustion optimization as well as exhaust gas aftertreatment will be necessary without any doubt. Even complex systems that enable variabilities in valve timing might become more and more important. Besides those big technological steps in development of small capacity engines for the mass markets, the additional system optimization potential that can be gained by a systematic adaption of the drive train is more than noteworthy. Hence, a detailed study to derive this potential was carried out by means of a longitudinal dynamics simulation in Matlab-Simulink□

6.Paper No.(JSAE/SAE)	20179074 / 2017-32-0074
7. Paper title	Comparison of Optimal & Real-time Operation Strategy for a Hybrid Electric Motorcycle
8. Author (Affiliation)	Paul Rieger, Bernhard Schweighofer, Hannes Wegleiter, Christian Zinner, Stephan Schmidt, Roland Kirchberger (Graz University of Technology) Nigel Foxhall, Walter Hinterberger (BRP-Powertrain GmbH & Co KG)

9. Abstract

Within the motorcycle- and powersport sector the hybridization and electrification of the powertrain is increasingly becoming an important topic. In the automotive sector the hybridization of the powertrain is already well established and shows improvements regarding fuel consumption and emission behavior. Also in the motorcycle sector the emission legislation limits are getting stricter and the requirement for a significant reduction of fuel consumption, especially under real drive condition, is being focused. Furthermore, the increasing environmental awareness of the customer requires measures regarding fuel consumption- and emission minimization. Due to the high system complexity and degrees of freedom of hybrid powertrains, the simulation of the complete vehicle is essential for the component dimensioning, concept selection and the development of operation strategies. Generally, two approaches of complete vehicle simulations can be differed□

6. Paper No.(JSAE/SAE)	20179038 / 2017-32-0038
7. Paper title	A Model Based Approach for Generating Pre-Calibration Data for Two-Wheelers
8. Author (Affiliation)	Rose Mary Simon Palackal, Karthikeyan Ramachandran (Robert Bosch Engineering And Business Solns Pvt Ltd), Balagovind Nandakumar Kartha, Pramod Reddemreddy (Bosch Limited) Srikanth Vijaykumar (Robert Bosch LLC)

9. Abstract

Today, 99% of the two wheelers in India operate with carburetor based fuel delivery system. But with implementation of Bharath Stage VI emission norms, compliance to emission limits along with monitoring of components in the system that contributes towards tail pipe emissions would be challenging. With the introduction of the OBD II (On-Board Diagnostics) and emission durability, mass migration to electronically controlled fuel delivery system is very much expected. The new emission norms also call for precise metering of the injected fuel and therefore demands extended calibration effort. The calibration of engine management system starts with the generation of pre-calibration dataset capable of operating the engine at all operating points followed by base calibration of the main parameters such as air charge estimation, fuel injection quantity, injection timing and ignition angles relative to the piston position.

1. Date	November 17 <sup>th</sup> Friday
2. Room.	D (Nuri 1)
3. Time	10:00 - 11 :30
4. Session	Engine Controls
5. Chair (Affiliation), co-chair (Affiliation)	Yutaka Nitta (SUZUKI MOTOR CORPORATION), Ken Fosaaen (Kerdea Technologies)

6. Paper No.(JSAE/SAE)	20179045 / 2017-32-9045
7. Paper title	Development of Motorcycle Engine Starting System Simulation Considering Air-Fuel Ratio Control
8. Author (Affiliation)	Yoshihito Itou, Daiki Itou, Minoru Iida (Yamaha Motor Co., Ltd.)

9. Abstract

Recently the response of the engine speed at starting has more importance than ever for quick start satisfying rider's needs, as well as exhaust emissions. We have developed a simulation for studying engine and starter specifications, engine control algorithm and other engine control parameters. This system can be utilized to realize appropriate starting time by considering air-fuel ratio under various conditions. This paper addresses what are taken account of in our method. Examples applying this to a conventional motorcycle engine are shown.

6.Paper No.(JSAE/SAE)	20179052 / 2017-32-9052
7. Paper title	Research on Misfire Detection Algorithms for Motorcycle Engine Firing at Uneven Intervals
8. Author (Affiliation)	Katsunori Tasaki (Keihin Corporation)

9. Abstract

Misfire is the condition where the engine does not fire correctly due to an ignition miss or poor combustion of the air fuel mixture, resulting in serious deterioration of tailpipe emissions due to the discharge of unburned gas. In order to prevent further exacerbating environmental problems, misfire detection is obligatory in On Board Diagnosis (OBD) II systems. OBD II technology for passenger cars cannot be easily adopted to motorcycles for several reasons. However, very little research has been reported on misfire detection for an unevenly firing engine in which the degree of contribution to engine output and the variation pattern of angular velocity show a large difference between cylinders, an aspect that is unique to motorcycles. This research focuses on uneven firing V-twin motorcycle engines, to explore misfire detection techniques using variation characters in crank angular velocity.

6. Paper No.(JSAE/SAE)	20179065 / 2017-32-9065
7. Paper title	Enhanced Diagnosis for Small Engines
8. Author (Affiliation)	Riccardo Basso, Hans-Jürgen Schacht, Matthias Rath, Markus Neumayer, Stephan Schmidt, Roland Kirchberger (Graz University of Technology), Christian Reisenberger (BRP-Powertrain GmbH & Co KG)

9. Abstract

Small engines for non-automotive and two wheeler applications have a reduced number of sensors. For fulfilling emission regulations a cost effective way is an enhanced use of standard sensors in order to obtain more information from the existing sensors. The delivered information can then be used for an on-board diagnosis. Moreover, it is important to control the quality of the product during engine production; therefore an end-of-line cold engine test is often made. With this measure it is possible to detect faults, wrong tolerances or assembly in order not to deliver faulty engines to the customers. In this paper, an enhanced use of sensors for fault detection will be discussed. It is possible to obtain more information from the signal or to use the sensor for detecting other parameters. For extracting information signal analysis methods will be used with focus on the computational power need since the ECU performance is limited. The starter motor current is a useful indicator for detecting a lack of compression in an end-of-line check. Furthermore, it is possible to assign the fault to a specific cylinder by using one single sensor. It has to

1. Date	November 17 <sup>th</sup> Friday
2. Room.	E (Kakatua)
3. Time	8:00 – 9:30
4. Session	Engine Component I
5. Chair (Affiliation), Co-chair (Affiliation)	Takahito Murase (Kawasaki Heavy Industries, Ltd.) Tony Szczotka (Robert Bosch LLC)

6. Paper No.(JSAE/SAE)	20179055 / 2017-32-0055
7. Paper title	Optimization of Intake Port for Improvement of Fuel Consumption and Torque
8. Author (Affiliation)	Yota Sakurai, Yoshinori Nakao, Astushi Hisano, Masahito Saitou , Kunihiro Tanaka (Kawasaki Heavy Industries, Ltd.)

#### 9. Abstract

In this study on the motorcycle engine, we investigated the geometry of the newly developed intake port with an objective of improving the fuel consumption and the torque in practical range. Herein we present the results obtained. We believe that an effective measure for achieving the stated objective is to improve the combustion speed and combustion stability. To realize that, it is necessary to increase the turbulence during combustion and improve the homogeneity of air-fuel mixture. To investigate the feasible shape of the port, the CFD simulation (including fuel spray analysis) was performed and a geometry that improved the turbulent kinetic energy and mixture homogeneity at the time of ignition was selected.

For confirming the combustion improvement effect achieved by tumble strengthening, an engine test was conducted with the same amount of intake air as that used in. Analysis of the heat release rate calculated from the pressure in the cylinder revealed that an improvement in the burning rate and combustion was achieved by adopting the newly developed intake port shape. As a result of the above approach, by improving the turbulent kinetic energy and the homogeneity of the air-fuel mixture, the fuel efficiency has been improved and the torque also improved in the practical range.

6. Paper No.(JSAE/SAE)	20179124 / 2017-32-0124
7. Paper title	VAVE design of Antihop Clutch for Motorbikes.
8. Author (Affiliation)	Ashutosh Padmakar Jahagirdar, Nitin R Bhone, Ashok B Kulkarni, Ravindra Vyankatrao Kharul (Endurance Technologies Ltd.)

#### 9. Abstract

Anti-Hop Clutches are popular for bikes above 400 cc. They offer the advantage of better driving stability in lower gears and during down shifting. The currently used designs of such clutches are having different constructions with complex geometry parts and almost 30% more number of parts (compared to standard clutch) are used in some designs to achieve the desired 'Driving Assist' and 'Coasting Slip' effect. The production process used, demands for specialized tools for manufacturing the complex geometry of parts and the price of the clutch assembly is more than double as compared to standard, equivalent design of multi plate wet clutches. These type of clutches are commonly known as – Anti Hop Clutch or Slipper Clutch or Assist and Slip clutches.

To achieve same performance benefits with simpler design, less number of parts with a Flexibility to alter the Assist and Slip effect to suit the application, Endurance Technologies Ltd. developed a new concept. The simplicity of design and enhanced effect of Assist and Slip is experienced on vehicle trials. Further the design can be optimized to meet the expected performance and durability targets of the intended application.

In this paper the details of concept clutch construction, Mathematical models developed, Performance and durability measurements taken on the vehicle are summarized which is trademarked as Endurance Variable Torque Clutch (EVT<sup>®</sup>). The evaluation of different variables on performance is discussed and to achieve the performance within a narrow tolerance band the special design considerations utilized are elaborated. For achieving better ergonomic effect on Clutch lever, the clutch uses a pair of diaphragm spring which is assembled so as to inherently reduce the variations in clutch performance over the life span.

1. Date	November 17 <sup>th</sup> Friday
2. Room.	E (Kakatua)
3. Time	10 : 00-11 : 30
4. Session	Engine Component II
5. Chair (Affiliation), Co-chair (Affiliation)	Yuji Araki (YAMAHA MOTOR Co., Ltd.), Roland Kirchberger (Graz University of Technology)

6. Paper No.(JSAE/SAE)	20179003 / 2017-32-0003
7. Paper title	Innovative Carburetor Design with Dynamic Air to Fuel Ratio (AFR) Control for Improved Fuel Economy and Reduced Emissions
8. Author (Affiliation)	Timothy C Simmons (INI Power Systems)

9. Abstract

An innovative carburetor system has been developed for use in single cylinder small engines. The carburetor has been implemented on a 79cc 4 stroke portable gasoline generator for the purposes of illustrating its effect in reducing emissions, engine deposits and improving fuel economy without re-jetting the carburetor. This method of carburetion dynamically tunes the venturi effect in the carburetor, allowing for air density, fuel viscosity and fuel type compensation for optimal AFR. Modified and stock generators were tested at various power levels, elevations and temperatures to simulate operational environments. The improvements in emissions and fuel consumption will be presented. In addition, the system has been designed as a bolt-on, low cost alternative to an EFI method of complying with emissions regulations for existing small engine applications.

6. Paper No.(JSAE/SAE)	20179060 / 2017-32-0060
7. Paper title	Study on a Cyclone Air Cleaner with Discharge Function under the Intake Pulsation of a General Purpose Engine
8. Author (Affiliation)	Hiroto Takahashi, Toshiki Shinohara (Honda R&D Co., Ltd.)

9. Abstract

Many general purpose engines, such as the ones used in construction machines, operate in environments with excessive amounts of airborne dust, and are thereby equipped with a cyclone air cleaner so that they can remove as much dust from contaminated air streams in the engine. However, the compact general purpose engine is mainly a single-cylinder type, and the intake flow pulsates. Since the centrifugal action of the cyclone air cleaner under the intake pulsation changes according to the pulsation, it is difficult to enhance the dust separation performance. In this study, we aimed to determine a cyclone air cleaner factor with high purification performance even under the intake pulsation conditions of a general purpose engine. We have designed an ideal geometry for the cyclone air cleaner, which centrifugally separates dust during inhaling and discharges the centrifuged dust using positive pressure due to pulsation. A numerical calculation of the flow under the intake pulsation of this cyclone air cleaner was carried out, and the separation and discharge functions were analyzed. Accordingly, it was confirmed that although the swirling speed inside the cyclone air cleaner depended on pulsation, it demonstrated purification performance even under an intake pulsation by the dust discharge function. We have also found a method to operate the discharge function at the instant when the separation function is the strongest.





## CALL FOR PAPERS

### SAE/JSAE 2018 Small Engine Technology Conference & Exhibition

November 6-8, 2018

Hilton Dusseldorf, Germany

[www.sae.org/events/setc/](http://www.sae.org/events/setc/)

SAE/JSAE 2018 Small Engine Technology Conference & Exhibition is looking to you. Become a bigger part of the technical community by contributing to the mobility industry's body of technical knowledge.

SAE International is asking you to share your experience and knowledge on small engine applications ranging from ATV's, scooters and motorcycles to portable power generators, lawnmowers and hand tools by submitting an abstract for the 2018 SETC. Attendees want to hear and discuss the challenges and developments in small engine technology with OEM's, suppliers and academia from around the world, from and with experts like you.

#### Benefits of Authorship\*

- Expand your professional experience and influence by demonstrating subject matter knowledge and expertise to mobility practitioners throughout the world.
- Connect with subject matter experts in the mobility industry to expand business opportunities.
- Be a conduit for discussion on further advancements in mobility automotive Electronics, Safety, Powertrain, Materials, Emissions and Propulsion.
- Discuss successes and problems encountered during research with your peers who may have similar experiences and lessons learned to share.
- Your technical paper could be selected for SAE Journals—collecting our best technical papers in online and print issues throughout the year, increasing eligibility of inclusion into scientific indexes

#### Benefits of Being a Manuscript Reviewer\*

- Expand your technical knowledge by reviewing manuscripts and achieving prior awareness of the latest technologies and practices coming to the mobility industry.
- Demonstrate your subject matter expertise to the organizers developing technical sessions.
- Become a bigger part of the technical community by contributing to the mobility industry's body of technical knowledge.
- Connect with other subject matter experts in the mobility industry to expand business opportunities.

\*Authors of technical manuscripts can attend SETC at reduced rates.

#### Call For Reviewers

SAE International is also seeking help from experts willing to volunteer their time and technical acumen to review technical manuscripts for the Technical Sessions.

## Topics Under Consideration

Advanced Combustion

Alternative Fuels

Collegiate Events

Diesel Engine

Emissions

Environmental Impacts

Engine Components

Engine Controls

Engine Technology

Fuel Supply Systems

Functional Safety

HCCI

Hybrids, Electric Drives, Fuel Cells

Lubricants

Materials

Measurement & Simulation

NVH Technology

Small and Micro-Combined Heat and Power (CHP) Systems

Two Stroke Technology

Vehicle Dynamics & Safety

Vehicle Components

**For questions contact:**  
**Brandie Schandelmeier**  
SAE International  
+1.724.772.7191  
brandie.schandelmeier@sae.org

**SUBMIT**

Abstracts must be submitted online via website page to only ONE session. Upon submission, you will receive an automatic reply with your paper offer number. If you do not receive a paper offer number at that point, please retry on-line submission or brandie.schandelmeier@sae.org. Offered papers shall not have been previously published; and if accepted, contributors will not release their paper for publication through other media.

### The following information will be required during the on-line submission process:

1. A summary that states the objective of the paper/presentation
  2. Tentative title
  3. Name of the author and co-authors and all contact information
  4. Selection of the most appropriate technical session
- Paper acceptance will be based on organizer moderated peer review of a review ready manuscript.
  - Refer to the author resources site at <http://volunteers.sae.org/authors.htm> for other useful information in preparing your paper.
  - Portal for submission of abstracts will be open on **November 20, 2017**.
  - Deadline for submitting paper offers **April 11, 2018**.
  - Review Ready Manuscripts due to session organizers **May 25, 2018**.
- Final Manuscripts and copyright assignments due to SAE **September 7, 2018**.

### Author resources

The following SAE web sites provide useful information to assist you in submission of your materials:

**General Author resources page:** <http://volunteers.sae.org/authors.htm>

**How to Write an SAE International Technical Paper**  
[http://volunteers.sae.org/authors/sae\\_tech\\_paper.pdf](http://volunteers.sae.org/authors/sae_tech_paper.pdf)

Offered papers shall not have been published elsewhere; and if accepted, contributors will not release their paper for publication through other media. Abstracts should be submitted on-line. Upon submission, you will receive an automatic reply with your tracking number.

Paper acceptance will be based on organizer-moderated peer review of a review ready manuscript.

### About Our Journals

SAE International's scholarly journals report and archive state-of-the-art research findings obtained through journal Calls for Papers as well as our renowned SAE events. Our nine content-specific journals cover all areas relevant to ground vehicle and aerospace engineering technology, published online and hosted by Highwire Press.

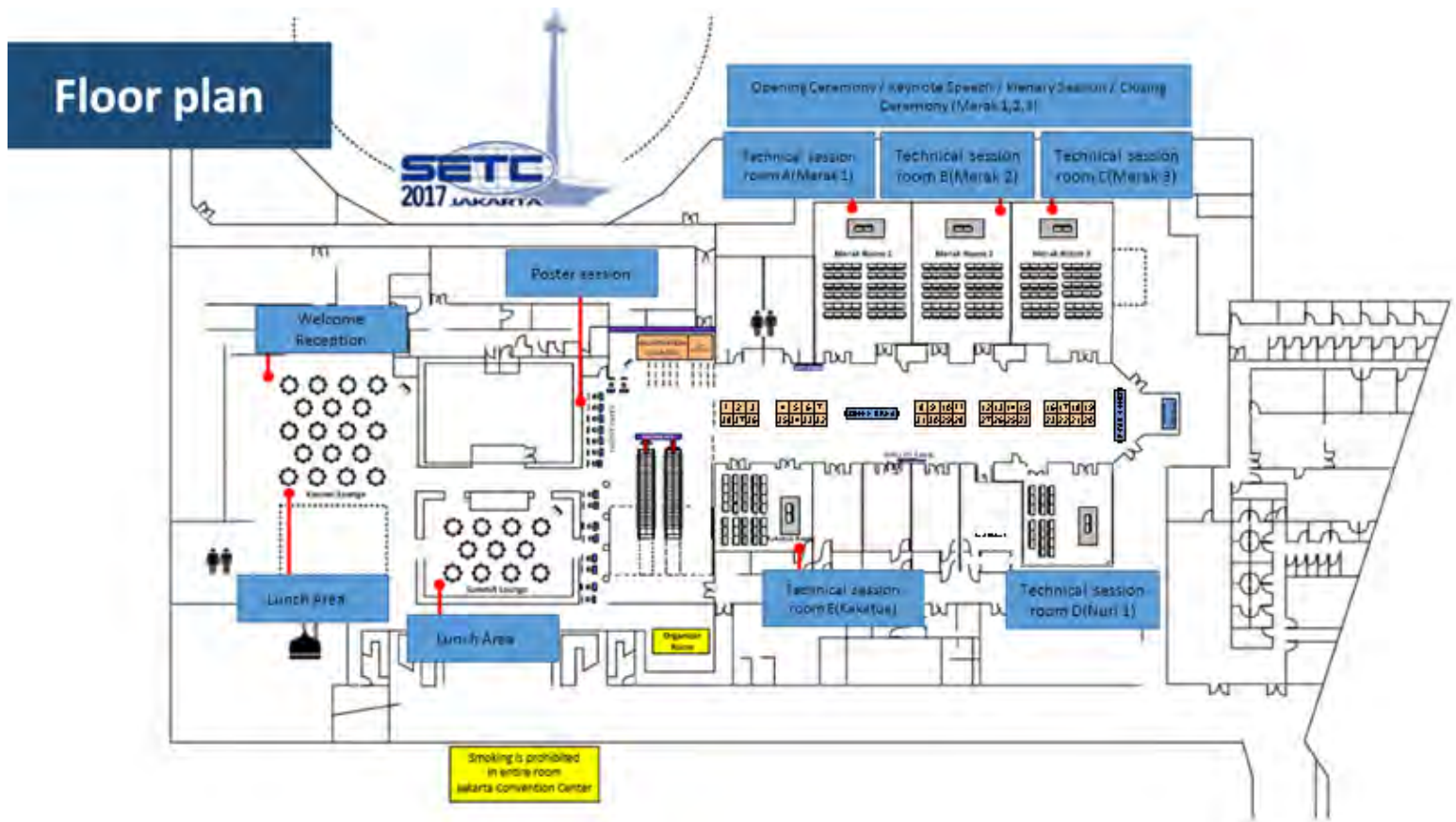
Each journal aims to serve the needs of academic and industry authors, researchers, and readers in a medium tailored for the discovery, integration, and application of research. In addition to being identified as some of the best published work at SAE International, these papers advance self-propelled vehicle and system knowledge in a neutral forum for the benefit of society.

### Reviewer Resources

If you are interested in becoming a paper reviewer, guidance and judgement information is provided [here http://volunteers.sae.org/reviewers.htm](http://volunteers.sae.org/reviewers.htm)

P17142707

# JCC Floor Plan





INTEGRATED  
DEVELOPMENT



ENGINE  
TESTING

LATEST  
TECHNOLOGY

POWERPACK  
TESTING

VEHICLE  
TESTING

ADVANCED  
METHODOLOGY

# Your Success with AVL Superior Engineering & Testing Solutions

AVL is acknowledged to be the leading partner for supporting the motorcycle industry in:

- the development of advanced powertrain
- from concept to volume production
- from simulation to testing and validation

[www.avl.com](http://www.avl.com)



# A step ahead of the new world.

HORIBA was founded in 1945 as a student venture.

The fighting spirit of our founding father has steered us past many obstacles, and guided us towards creating countless innovative and groundbreaking products.

We want to contribute more to the vital field of “measurement”.

It is our mission to explore and discover the future of measurement and analysis.

**HORIBA, Ltd.**

[www.horiba.co.jp](http://www.horiba.co.jp)







**EXEDY Corporation**  
Head Office  
OSAKA

## EXEDY MOTORCYCLE PRODUCTS

EXEDY manufactures motorcycle clutches in the expanding markets of Southeast Asia. Utilizing the expertise accumulated in automotive clutches, EXEDY group companies in the region produce and supply Wet Multi-Plate Clutches, CVTs and Starter Clutches for motorcycles and scooters.



Dry Multi-Plate Clutch



Diaphragm Spring Type  
Wet Multi-Plate Clutch



Coil Spring Type  
Wet Multi-Plate Clutch



Dry Centrifugal Clutch with Pulley  
(CVT Components)



Wet Centrifugal Clutch



Starter Clutch



### The leading company of drivetrain components

EXEDY is a general drivetrain systems manufacturer with a main focus on automotive clutches and torque converters, managing from development to production. With the core technologies specializing in friction, vibration and fluidity, EXEDY's products have been highly recognized by car manufacturers around the world and widely adopted as a genuine brand. EXEDY continues to hold a large share in both domestic and international markets, establishing 44 group companies covering 25 countries worldwide.





**BOSCH**

Invented for life



**We create  
chemistry  
that makes  
more power  
love a cleaner  
drive.**

The price of increased mobility is higher emissions. While people won't be slowing down any time soon, chemistry is getting us from A to B with a cleaner footprint.

One way we are improving the ecological impact of cars is with fuel additives that reduce emissions while increasing fuel efficiency. We also develop materials that give electric car batteries a higher energy capacity, to ensure that e-mobility is becoming a more attractive way to travel.

When better performance also means lower impact, it's because at BASF, we create chemistry.

To share our vision visit [wecreatechemistry.com/automotive](http://wecreatechemistry.com/automotive)

 **BASF**  
We create chemistry



## Fuel permeability analysis for high molecule materials

# To identify permeated components is the key for R&D

To solve the problems of fuel permeability testing for automotive parts...

Able to respond shifting regulations promptly and deliver mobility for R&D and QC

### For Resin Tubes, Pipes, Packings, Tanks and more Barrier Properties Analysis System of Gas, Vapor and Liquid

#### GC-SHED

- Able to measure the barrier properties of the gas, vapor, liquid etc. through resin pipes and tubes
- Able to measure the leakage of connectors, fittings etc.
- Able to separate the gases into each component, identify and quantify individual component
- Constant temperature / DBL with a temperature-controlled oven
- Able to observe the data of the concentration variation of the each component versus time



Adopted :  
**U.S. SAE J2659**

### Necessary for measuring permeation of fuel hoses, tubes, pipes and small fuel tanks

Test for all connections of fuel hoses is required under U.S. SAE J2996 and should be stayed below 1 ppm (CH<sub>4</sub>). Necessary for SAE J1737, SAE J2260, SAE J30, SAE J2996, CARB TP901 and TP902.

FID LEAK CHECKER  
**THC-200**



GTR TEC is offering a wide variety of devices. Please contact us for more details.

- Gas Permeation Analysis System
- Gas and Water Vapor Permeation Analysis System
- High Sensitivity Water Vapor Permeation Analysis
- Gasoline Permeation Analysis System
- Proton Exchange Membrane Permeation
- Solution - Diffusion Coefficient Analysis System

**GTR-11A/31A**  
**GTR-10X/30X**  
**GTR-1000/2000/3000**  
**GTR-GASOLINE**  
**GTR-30FC**  
**GTR-11X/11DF**

**GTR TEC Corporation**

ADDRESS: 159-2 Mekawa, Makishima-cho, Uji-shi, Kyoto, 6110041 Japan  
TEL: +81-774-25-7131 FAX: +81-774-25-7137 E-MAIL: info@gtr-tec.com

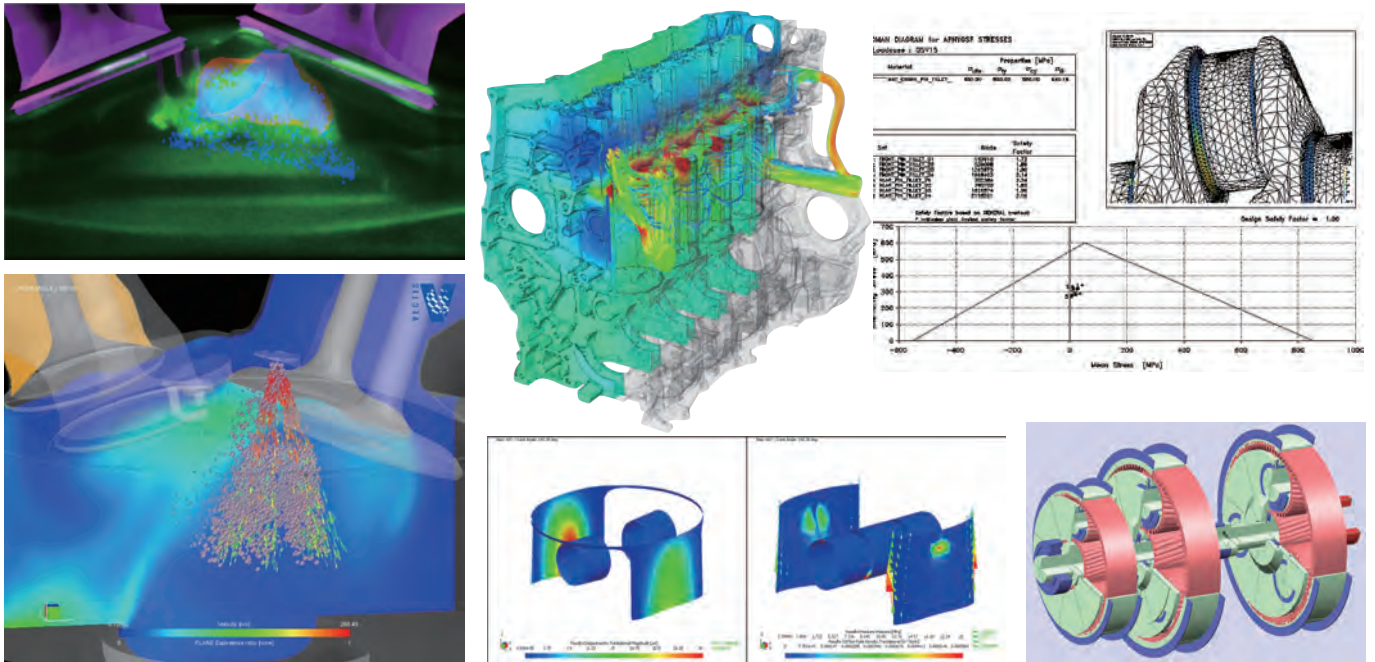
GTR TEC would like to cope with your needs. Please contact us for permeation analysis.

パワートレイン設計開発ツール「流体・機械工学ソリューション」



# Ricardo Software

## Powertrain CAE Solutions



### 製品概要

#### VECTIS

車輻・エンジンエンジニアリング向け  
3D流体ダイナミクスプログラム (CFD)

#### WAVE

内燃機関の設計/研究向け1Dガスダイナミクスプログラム

#### WAVE-RT

SiL/HiL対応 1Dエンジンリアルタイムシミュレーション

#### IGNITE

車輻全体システムモデリングを対象とした  
物理システムシミュレーションパッケージ

#### ENGDYN

クランクトレイン&パワートレインの潤滑・機構・音響・強度解析ツール

#### VALDYN

バルブトレイン、チェーン・ベルト・ギヤドライブ、  
トランスミッションの機構解析ツール

#### PISDYN

ピストン2次挙動・フリクション予測

#### RINGPAK

リングバック挙動、ガス流れ、オイル消費の予測

#### SABR

シャフト、ギア、ベアリング解析パッケージ

#### FEARCE

エンジン・車輻解析用の有限要素 (FE) 前/後処理工程の自動化

### 適用範囲

- 噴霧・燃焼、詳細化学反応モデル (3D CFD)
- 高圧噴霧モデル (3D CFD)
- CHT、輻射等過渡シミュレーションを駆使した熱管理から熱溜、熱衝撃、暖気予測
- 吸排気システム、形状最適 (1D&3D)
- 世界最高速のRealtime 1Dモデル
- 音響ソルバーによる排気音検討
- 高精度LOC予測モデル
- 流体境界潤滑ソルバー
- トランスミッション/ドライブライン (過渡)
- パワーシリンダ (ピストン/リング)
- クランクシャフト、チェーン/ベルト
- 各種フリクション予測、EHL/EHDモデル
- 疲労耐久、NVH

※掲載されている製品/サービス名称、社名、ロゴマークなどは該当各社の商標または登録商標です。

本製品・サービスに関するお問い合わせは下記まで

プラットフォームソリューション事業部門  
製造エンジニアリング事業本部 解析ソリューション部  
E-mail : [rs-sales@ml.scsk.jp](mailto:rs-sales@ml.scsk.jp) TEL : 03-5859-3012

**SCSK** SCSK株式会社



**Lubrizol**

# Motorcycle

Dedicated additives ensure  
the right oil for the right  
application

## Sepeda Motor

Aditif khusus memastikan  
pelumas yang tepat untuk  
aplikasi yang tepat

Visit [LZA360.com](http://LZA360.com) for the latest in emerging motorcycle trends  
Kunjungi [LZA360.com](http://LZA360.com) untuk tren terbaru sepeda motor yang sedang berkembang





*Serving the Global Automotive Market*



2 Wheelers



3 Wheelers



Cars and Vans



Commercial Vehicles



Off-Road Vehicles



Industrial



Tractors

*7 vehicle segments, 5 product categories and 45 countries*

**DRIVER INFORMATION SYSTEMS & SENSORS**



Instrument Clusters, Gauges, Fuel Pump Module, Fuel Level Sensor, Oxygen Sensor, Speed Sensor, Temperature Sensor, Position Sensor, Safety Switches, Temperature Switches, Power Sockets, Oil Level Switches and Wiring Harness

**PUMPS & MECHANICAL PRODUCTS**



Oil Pumps, Water Pumps, Fuel Feed Pumps, Auto Decompression Unit, Auto Fuel Cock, Chain Tensioner, Pressure Relief Valves, Purge Valve, EGR Valve and Sintered Components

**ASSET MANAGEMENT SOLUTIONS**



Asset Tracking and Monitoring System, Cab Tilting System, Centralized Lubrication System, Digital Fare Metre and Speed Governors

**WIPING SYSTEMS**



Front Wiper Sets, Front Wiper Motors, Rear Wiper Motors, Heavy Duty Wipers, Arms & Blades

**TELEMATICS, BODY CONTROL & SECURITY SOLUTIONS**



Telematics Control Unit, Body Control Modules, Display & Infotainment, and Park Assist System

**PASSIONATE > SUSTAINABLE > DYNAMIC > EVOLVING >**

109, Race Course Road, Coimbatore - 641 018, India.

Phone: +91 422 4336000 Fax: +91 422 4336299 E-mail: [city@pricol.co.in](mailto:city@pricol.co.in) Website: [www.pricol.com](http://www.pricol.com)





Empowered by a passion for innovation,  
we create exceptional value and experiences  
that enrich the lives of our customers.

*Revs Your Heart*







Way of Life!

# Watch The State Of The Art Suzuki Technology!







*The Super Cub series has been uniting people.*

*The accumulated production volume will exceed 100 M in 2017.*

**HONDA**  
The Power of Dreams



**STAGE V**  
READY 2019

For Earth, For Life  
**Kubota**



# One Source Multiple Solutions

Kubota is your source for multiple engine solutions. With diesel, gasoline, LPG and natural gas options, Kubota engines power a wide variety of machines. And they maintain the same footprint across engine series, so installation is always compatible and flexible.

KUBOTA Corporation

<https://global.engine.kubota.co.jp/en/>





# ANY ROAD, ANY TIME.

Designed to be the ideal travel partner, the Versys-X 250 motorcycle is built for adventure.

A compact and responsive parallel-twin engine gives this adventure-styled motorcycle the power to conquer a variety of roads. Comfort and convenience are prioritised so all you have to do is enjoy the ride. With a wide selection of Kawasaki Genuine Accessories, it's easy to make the Versys-X 250 your own.



## VERSYS-X 250

[http://www.kawasaki-cp.khi.co.jp/index\\_e.html](http://www.kawasaki-cp.khi.co.jp/index_e.html)

"Some parts may not be available in some markets"

**Kawasaki**





**DEXLITE**

# LOW EMISSION DIESEL FUEL FOR HIGH UTILITIES

*DEXLITE* contain Cetane Number (CN) 51 and maximum sulfur content at 1.200 ppm. Provide more environmental friendly, more efficiently and can be used for industrial small diesel engine need.



#RaiseTheBar



4 Stroke Motorcycle Synthetic Engine Oil

“ Anti-Slip on Clutch



**PERTAMINA**  
**Enduro 4T RACING**

Enduro 4T Racing is high quality 4T motorcycle racing oil, formulated from synthetic base. Enduro 4T Racing oil lubricates perfectly during initial start and produces better acceleration. The advanced formula ensures Anti-Slip on clutch for everyday motoring and racing application.

